

DUNES FIRE TABLE



SIZE	HEIGHT	RIM	FIRE OPENING	BURNER SIZE	BTU'S	WEIGHT*
36	16"	8"	20"	7.5x7.5"	84k	150 lbs
48	16"	11"	26"	13x13"	120k	200 lbs
60	16"	14"	32"	20"x20"	240k	300 lbs
72	16"	14"	44"	30"x30"	300k	375 lbs

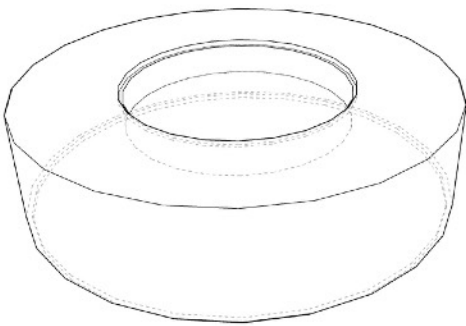
*Does not include weight of fill

INCLUDES

All units come with a complete all brass CSA certified high output burner system (natural gas or propane) available with match lit, spark, or electronic ignitions

ALSO AVAILABLE

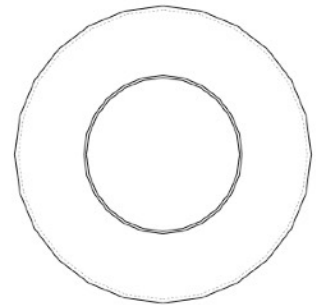
Teak or aluminum fire opening cover /
Custom sizes/specs are available




**SIDE:
HEIGHT (16")**



TOP:



COLOR OPTIONS



FILL OPTIONS

