

# BUCKSHOT FIRE PIT



SIZE	HEIGHT	RIM	FIRE OPENING	BURNER SIZE	BTU'S	WEIGHT*
36x36	16"	5"	26x26	13x13"	120k	175 lbs
48x48	16"	6"	36x36"	20x20"	240k	250 lbs
60x60	16"	6"	48x48"	30x30"	300k	350 lbs
48x32	16"	6"	36x20"	24x9"	160k	200 lbs
60x32	16"	6"	48x20"	36x9"	240k	250 lbs
72 x32	16"	6"	60x20"	42x9"	280k	275 lbs

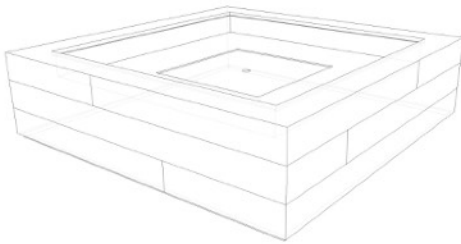
\*Does not include weight of fill

## INCLUDES

All units come with a complete all brass CSA certified high output burner system (natural gas or propane) available with match lit, spark, or electronic ignitions

## ALSO AVAILABLE


Teak or aluminum fire opening cover / removable glass guard / Custom sizes/specs are available




SIDE:  
HEIGHT (16")



TOP:  
LENGTH X WIDTH



## COLOR OPTIONS



## FILL OPTIONS

