

**Model:** LPC200-12  
**Voltage:** 12  
**Capacity:** 200Ah - C10  
**Terminals:** M8  
**Weight:** 62kg  
**Optimal Operating Temperature:** 15°C ~ 35°C

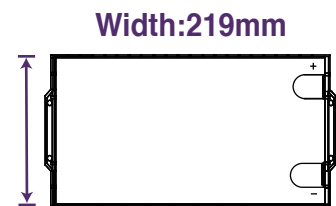
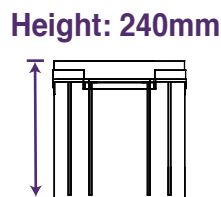
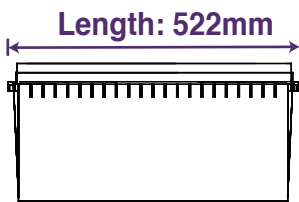
**Float Voltage:** 13.5V-13.8V  
**Charge Voltage:** 14.4V-14.7V

**Absoulute Max Discharge Current:** 600A

**Recomended Max Continous Charge and Discharge Current:** 50A



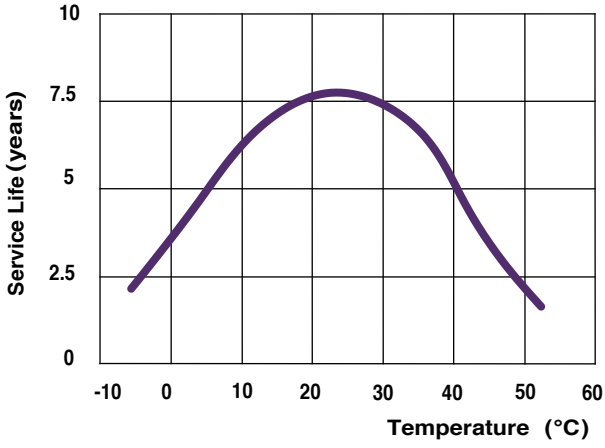
## Dimensions



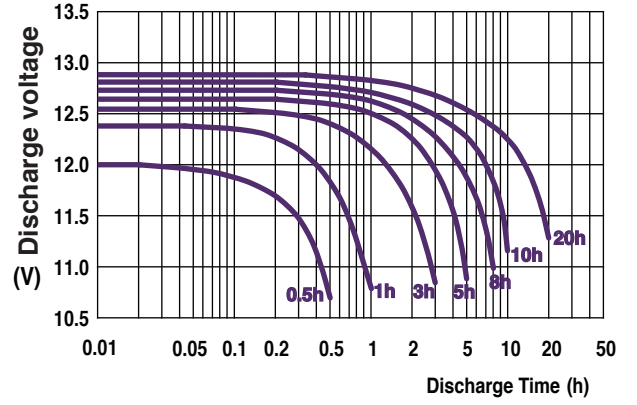
## Battery Ah Capacity

Discharge Voltage	Discharge Time (Hours)								
	1h	3h	5h	10h	20h	50h	100h	120h	240h
10.2V	106	145	161	208	215	226	245	260	276
10.5V	104	143	158	205	210	218	229	244	257
10.8V	102	142	156	200	205	210	220	227	242
11.1V	98	141	153	192	195	202	205	212	221
11.4V	94	140	151	188	192	196	199	203	209
11.7V	90	137	148	177	178	182	188	193	199

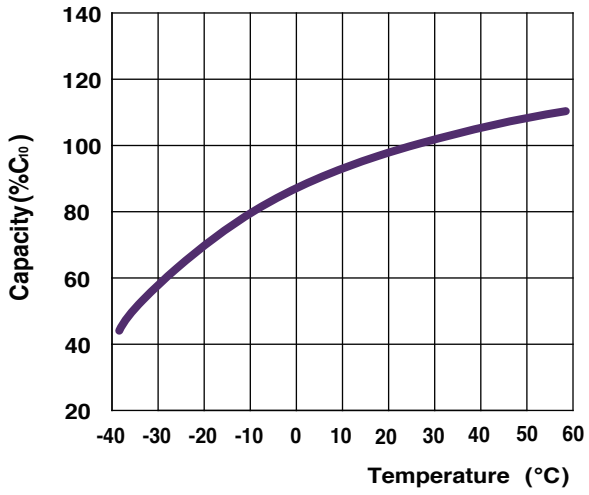
**Temperature and Service life**



**Discharge characteristics at Various Rates (25°C/77°F)**



**Temperature and discharge capacity**



**Cycle Service Life (25°C/77°F)**

