




*- User Guide -*

# BiMoo



"This tool is great for kids because they learn through play."

Sonia Paré, special care counsellor



BiMoo tablecloths and placemats stimulate the **4 spheres of overall child development**: language, cognitive, socioaffective and motor skill development (fine and gross).

Thanks to their illustrations, colors and terms in **French, English and Spanish**, they help widen the child's development and teach them how to categorize by theme. The child will gain new knowledge in a playful manner. Through learning and social interactions, the child will experience successes and as a result, develop their self-esteem.

Stakeholders (in **daycares, schools or professional settings**) can work with these eye-catching tablecloths and placemats in **large groups, subgroups**, or for **one-on-one** work. They are stimulating for children of all levels of development.



# Cognitive-Linguistic

## Categorization

Ask children open-ended questions and get them to ask you their own questions: find animals that fly, that have blue on them, etc.

## Association

Ask children to place toy animals on the placemat or tablecloth's matching animals. To increase the level of difficulty, place some animals in the wrong place and ask the child to correct them.



## Differences and Similarities

Using real (fruits or vegetables) or plastic objects, ask children how they are different than or similar to those on the tablecloth or placemat.

## Spatial organization

Have children place objects ABOVE, BELOW, TO THE RIGHT, TO THE LEFT (laterality) and NEXT TO (etc.) each other.


Ask the child to write (with a washable marker\*) the color of an image above or below it.

## Counting and Colors

Ask children to count the animals, how many have wings, how many BiMoo logos are on the tablecloth or the placemat etc.

Ask children to find 2 animals that live in trees, 1 animal that crawls, how many animals roar, how many vegetables are green, etc.

Ask children which numbers are blue, which have red, etc.



I'm learning  
to count



## Sentences with Who

Mainly using the emotions and jobs tablecloths, ask children:

- Who extinguishes fires?
- Who is excited, sad, happy?
- Who takes care of animals?



## Tell me a story


Ask the child to tell a story with one or more pictures on the tablecloth or placemat and work on **comprehension** (inference).

Ask the child to tell you what they know about this image, about the lion or tyrannosaurus, etc. and to enrich their knowledge, ask them: Where does this animal live, what does it eat?



## Pronunciation - Syllables - Phonetics

Ask children how many syllables are in words: KI-WI, CU-CUM-BER, TRI-CE-RA-TOPS and get them to pronounce words with **2, 3, 4 syllables**, etc.




Get them to pronounce words with "B," "D," "P," "T," and complex consonant clusters like "TR," etc.

Find the image with the sound "B," "P," etc.

Work on the pronouns "I," "you," "my," "your": I am angry, **you** took **my** toy.

Work on sentences: **subject, verb, complement**. For example: The jellyfish is pink, the string beans dance together.

Practice reading and writing **French, English** or **Spanish** words. Ask the child to read the words, spell the letters of the words, trace the letters on the tablecloth or placemat with a washable marker\*



## Verb tenses

Ask children to create sentences with different verb tenses:

- The antelope is eating a flower.
- The pirate will open the treasure chest.
- The policeman caught a thief.

# Socioaffective

Taking turns, children must name and **mimic** their favourite animal or the job they want to have in the future, etc.

Ask children to create a story as a group with the pictures on the product. With the parachute game, help children wait their turn, be close to one another and touch other children.

## Emotions tablecloth

Help children work on **empathy** and **conflict resolution** by asking them to name the emotion they each feel and why.

Mimic emotions with children like a play Using **mirrors**, get children to mimic the characters on the tablecloth.

Ask children to draw their own emotion monster or to draw the **mouth** that matches their mood of the day.



## Crisis (losing or taking control)

Put the emotions tablecloth on the child's shoulders and ask them to look at the little emotion monsters and find the one that looks most like them right now.

Then, ask them to point out and name the emotion they feel in order to soothe them and **draw** the situation on the tablecloth. This will help them put things into perspective and look back on the situation in order to find solutions.



# Fine and gross motor skills

## Fine motor skills

Ask the child to rewrite the word below the word on the tablecloth.

Draw on the tablecloth or color the pictures with washable markers\*.



PLACEMATS AVAILABLE

*\*We used quality washable markers, but we do not assume any responsibility for their use on our products.*

The child can choose an image and recreate it as a craft:

### Tablecloth turtle



### Turtle craft



*Because children with language disorders need a model, the illustrations on the tablecloth can help them draw and tinker.*

## Gross motor skills

**Twister:** Show children the body parts by playing the Twister: Put your LEFT hand on the broccoli, put your RIGHT foot on the carrot, etc.



**Parachute:** In a circle, get the children to hold the tablecloth and imitate an animal on the tablecloth one at a time.

**Imitation games** alone or in groups: Ask children to choose an animal and when they name it, all the children must imitate the animal.

**Role playing games:** Pretend to be a doctor, an astronaut, etc.

As a group, get the children to hold the tablecloth in a circle, then get them to move, jump, change places, pass under the tablecloth, stand on one foot, etc.



## Imagination

Developing creativity and imagination is essential for young children, it also allows them to develop their personality and assert themselves.

To do this, we have designed several tablecloths and placemats that are fun and thought-provoking.

The "Cats and dogs" tablecloth and placemat contain blank bubbles to let the child's imagination run wild about the thoughts of their favorite animals. Some **bubbles** are filled in to set an example and give children ideas.



## Teaching difference and inclusion

Our Professions tablecloth is perfect for this!

To show children that we are not all the same and that everyone is different, we included characters with different skin colors: White, matte etc as well as a person in a wheelchair to instill inclusion.





COLOR - WASH - REUSE



All the activities listed are for guidance only, let your imagination and creativity run wild and have fun!

This document was developed in collaboration with a special educator, a daycare educator, a teacher and a language worker.

© Solutions éducatives BiMoo Inc. 2019 All rights reserved

All rights relating to the texts, graphic material (photographs, illustrations, images and BiMoo characters) are the property of Solutions éducatives BiMoo Inc.

[www.bimoo.ca](http://www.bimoo.ca)



bimoo cie



bimoo cie



bimoo



bimoo cie