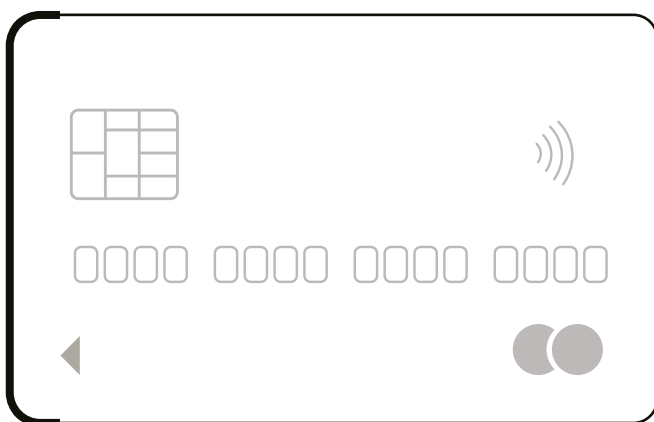


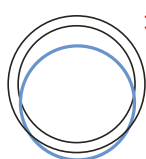
SERGE DENIMES

1. Scale the ring sizer by zooming so that the width of your credit card fits within the scaling line:

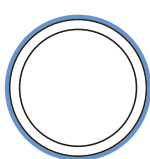


2. Grab a ring that you already own, in the size that you want your new ring to match

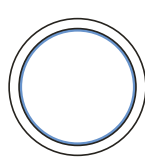
3. Place the ring on the size guide circles below until it fits perfectly over one of the blue circles. The letter on this circle is your UK ring size. If you are not sure which size to choose, we recommend you choose the larger size. For an open ring, we advise you to pick one size smaller. Please consult the “information” section of our product pages for more advice.



Your ring does not line up with the blue circle.



The blue circle is larger than your ring.



The outer contours of the blue circle are visible inside your ring.



UK L / US 6



UK N / US 7



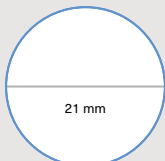
UK P / US 8



UK S / US 9.5



UK U / US 10.5



UK W / US 11.5

