

 CROSSBEATS

REVOLT

USER MANUAL

OVERVIEW

1. Touch control
2. Microphone
3. Charging case LED
4. LED lights indicators
5. Charging Pin
6. USB-C Charging Port



POWER ON



Take out the earbuds from the charging case, it will automatically power On.

POWER OFF



Place the earbuds back in the charging case, the earbuds will power off automatically.

CHARGING



1. Connect and use the Type-C cable provided in the box for charging
2. Full charge in less than 60mins.

LED INDICATOR ON CASE



While charging – The red light will be seen

Low Battery (less than 10%) – The first light will be on for 3 secs

Battery full – White light will be seen

Current charge level – Check on the phone Bluetooth panel.

FIRST TIME PAIRING

1



Take out the earbuds from the charging case

2



The earbuds will auto power ON

3



Search for 'CB-Revolt' in your phone's BT list

4



Click to pair

MONO PAIRING

1



For mono mode, take out either of the earbuds when already paired

2



The music will automatically play in that particular earbud

RESET



1. Ensure L&R earbuds are disconnected from all the devices, (turn off the Bluetooth option on the device which was connected before)
2. Put the earbuds in the charging case.
3. Press and hold the reset button on the case for 10 secs
4. The earbuds will flash red light upon available for pairing

Note:  Tap  Touch and hold

CONTROLS



LEFT



x 1



x 4



x 3



x 3 sec



x 2



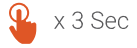
x 2

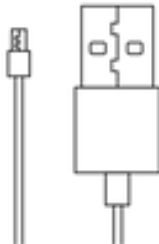
NOTE: Available only on devices that are Voice Assistant enabled.

Note:  Tap  Touch and hold



RIGHT






- Use only 10W adapters for charging your earbuds Case.
- Caution against using high-power mobile adapters (beyond 10W), as this may lead to charger faults.
- Using adapters with higher power ratings can result in malfunctions and reduce the lifespan of device and your chargers.
- Users can contact customer support for any further assistance or clarification on concerns related to charging and power adapters.



 +91 96112 93293

 +91 96112 93293

 support@crossbeats.com