

 CROSSBEATS

FURY



USER MANUAL

Product Overview -

1. Touch Area
2. Microphone
3. LED light
4. Charging pin
5. Ear tips
6. Charging port



Power On

Take out the earbuds from the charging case, it will automatically Power On.

OR

Press and hold on the earbuds for 2 to 3 secs, to Turn On the earbuds

Power Off

Place the earbuds back in the charging case, the earbuds will power off automatically.

Charging



1. Peel off the sticker at the bottom of the earbuds
2. Place the earbuds back in the charging case
3. Connect and use the Type-C cable provided in the box for charging
4. Full charge in less than 60 mins.

First time pairing

1. Take out the earbuds from the charging case
2. The earbuds will auto Power On
3. Search for 'CB-Fury' in your Phone's BT list
4. Click to pair.

Mono Pairing

1. For Mono mode, take out either of the earbuds when already paired
2. The music will automatically play in that particular earbud

Reset

1. Place the earbuds in the charging case
2. Tap on both the earbuds for 5 times to reset the earbuds
3. And the earbuds enter the pairing mode
4. Go to your phone's BT list and delete the 'CB-Fury' profile.

LED lights

When Charging – The red light keeps flashing

Fully Charged – The light goes off

Turn Off LED Indicator – Press the reset button twice
Turn On LED Indicator – Press the reset button once

Controls

Left Earbud –

- Previous track – Press and hold (2sec)
- Voice assistant – Tap X 3
- Decrease Volume – Tap X 1

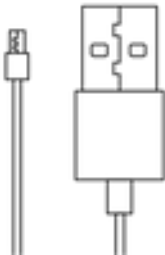
Right Earbud –

- Next track – Press and hold (2sec)
- Game/Music Mode – Tap X 3
- Increase Volume – Tap X 1

Left/Right –


- Play/Pause – Tap X 2
- Call Reject – Press and hold (2sec)
- Call Answer/End – Tap X 2
- Turn ON/OFF LED Lights – Tap X 4


CHARGING GUIDELINES




- Use only 10W adapters for charging your earbuds Case.
- Caution against using high-power mobile adapters (beyond 10W), as this may lead to charger faults.
- Using adapters with higher power ratings can result in malfunctions and reduce the lifespan of device and your chargers.
- Users can contact customer support for any further assistance or clarification on concerns related to charging and power adapters.



 +91 96112 93293

 +91 96112 93293

 support@crossbeats.com