




A-TOM

USER MANUAL



1- OVERVIEW

1. Touch control
2. Microphone
3. Charging case LED
4. Pressure relief hole
5. Rechargeable touch pad
6. Indicator light

2- POWER ON



Take out the earbuds from the charging case, it will automatically power On.

3- POWER OFF



Place the earbuds back in the charging case, the earbuds will power off automatically.

4- FIRST TIME PAIRING

1



Take out the earbuds from the charging case

2



The earbuds will auto power ON

3



Search for 'CB-ATOM' in your phone's BT list

4



Click to connect

5- MONO PAIRING

1



For mono mode, take out either of the earbuds when already paired

2



The music will automatically play in that particular earbud

6- LED INDICATOR ON CASE



While charging – White light keep blinking based on the charge level

Low Battery (less than 10%) – The first light will be on for 3 secs

Battery full – All 4 lights will be on

Current charge level – Press on the button present at the bottom of the case, to check the battery level of the case.

7- CHARGING



Connect and use the Type-C cable provided in the box for charging


Full charge in less than 1.5 hours

8- RESET


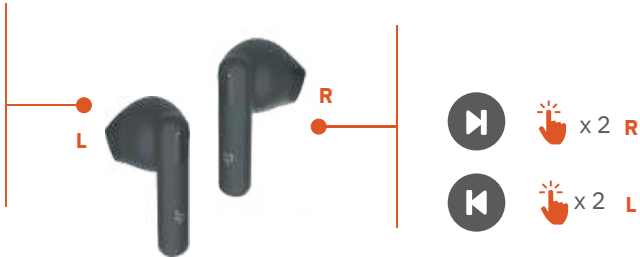


1. Ensure L&R earbuds are disconnected from all the devices, (turn off the Bluetooth option on the device which was connected before)
2. Take out the earbuds from the charging case
3. Quickly tap on the earbuds for 5 times, and the white light flashes, indicating that the reset is complete
4. Place both earbuds inside the charging case & repeat the pairing process

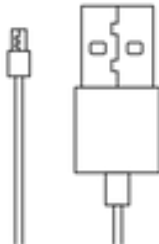
9- CONTROLS



Note:  Tap  Touch and hold





NOTE: Available only on devices that are Voice Assistant enabled.




- Use only 10W adapters for charging your earbuds Case.
- Caution against using high-power mobile adapters (beyond 10W), as this may lead to charger faults.
- Using adapters with higher power ratings can result in malfunctions and reduce the lifespan of device and your chargers.
- Users can contact customer support for any further assistance or clarification on concerns related to charging and power adapters.



 +91 96112 93293

 +91 96112 93293

 support@crossbeats.com