



Bobcat®

Large Excavators

14-16 Metric Tons



***One Tough
Animal®***

SOMETIMES, YOU NEED **TO GO BIG.**

Bobcat® large excavators deliver the performance you need for difficult jobs with optimal maneuverability and transportability for a wide range of jobsites. Their tough design and innovative features provide the quality, versatility and performance you expect from the Bobcat brand, plus leading cycle times, powerful lift capabilities and impressive reach.



 Bobcat

TAKE ON THE BIG JOBS.

Powerful, quick and adaptable to all kinds of digging challenges, Bobcat large excavators are made to cut your biggest jobs down to size. Dig and lift with high-performance hydraulics that can be tailored to the task, and get the job done fast with horsepower to spare.



ARM AND BUCKET FORCE

Class-leading hydraulics provide reliable, steady power to the work group, saving time with every digging cycle. When the going gets tough, a one-touch power boost gives you extra hydraulic power – so you can break through a patch of tough ground without slowing down.

LIFTING CAPACITY

Bobcat large excavators are made to deliver leading lifting capability. Their combination of size and hydraulic power enables you to lift more with greater confidence – so you can pick and place items with ease.

ONE-TOUCH POWER BOOST

Need a quick burst of extra power? The convenient power-boost button on the right-hand joystick temporarily increases hydraulic power, allowing you to break through hard ground.

SLEW TORQUE

More slew torque means more power for slewing uphill, backfilling and all-around better productivity. With their advanced hydraulics and powerful pumps, Bobcat large excavators deliver leading performance.

TURBO-CHARGED ENGINE

A turbo-charged engine provides consistently high torque levels, regardless of the elevation where you work.

FOUR POWER MODES

Four selectable power modes give you adaptable performance to tackle the job as you see fit. Whether your priority is efficient fuel consumption or all-out power for tough digging, you can set performance to the demands of the job. All from the comfort of your cab.



POWER+

Get top work group speed to load trucks in less time or sustain peak performance in your most demanding applications.



POWER

Command impressive power and performance for tough digging, quick loading and heavy lifting, and save even more time with fast travel.



STANDARD

Get balanced performance and reduced fuel usage for routine digging, lifting and grading.



ECONOMY

Optimize fuel economy when power demands are lower or when doing precise digging and fine grading.

ACCOMPLISH **MORE.**

From the tip of the bucket to the bottom of the tracks, Bobcat large excavators are designed to make short work of whatever task you have in front of you. From their powerful hydraulics to superb maneuverability, they'll help you break down the boundaries that slow down your work.



X-FRAME UNDERCARRIAGE

Get increased ground clearance and maneuverability in softer ground with the X-frame undercarriage. It has sloped surfaces that shed debris to prevent material buildup and reduce the time you spend cleaning the undercarriage.

AUTO IDLE

Save fuel and lower noise to improve operator comfort and jobsite communications. Auto idle, a standard feature of Bobcat large excavators, idles the engine automatically when machine movement stops for several seconds. When you move the joystick controls or initiate travel, the engine automatically returns to the previously set throttle position.

SMART POWER CONTROL (SPC)

While in digging work mode, SPC matches load to engine rpm, hydraulic pump torque and engine response, improving efficiency in any of the four power modes. Activate it in digging work mode, and turn it off whenever necessary.

VARIABLE SPEED CONTROL

Variable speed control improves fuel efficiency up to 5% by automatically reducing engine rpm during low workload requirements, such as the slew portion of a dig cycle.

PUMP TORQUE CONTROL

Pump torque control prevents engine overload by matching the hydraulic demand with available engine horsepower.

OPTIONAL DOZER BLADE

For improved digging stability, leveling ability on uneven surfaces and fast, easy backfilling, you can equip the E145 with an optional dozer blade.

FAST CYCLE TIMES

To deliver leading cycle times, two variable displacement axial piston pumps provide maximum speed, power and efficiency in even the most difficult digging conditions.

AUTO SHIFT

When turning, pushing and maneuvering, auto shift improves machine responsiveness and controllability by shifting to low range automatically when the load is high, and back to high range when the load diminishes. All you need to do is control speed and direction.

TAIL SWING

The E145's reduced tail swing allows for greater confidence and enhanced maneuverability in tight jobsites, while the E165's conventional tail swing brings you the best possible lift capacity.





PROTECT YOUR INVESTMENT.

The demands of the job never yield, and your excavator should never let you down. Bobcat large excavators are made to withstand harsh jobsites, so you can keep up with your work and spend fewer hours on upkeep. A combination of smart design and robust workmanship ensure that your excavator is as resilient as you are.

D-CHANNEL FRAME DESIGN

The D-channel design of the upper structure frame adds strength to better withstand side impacts and protect machine components.

AUTOMATIC BELT TENSIONER

The automatic belt tensioner maintains constant tension on the engine accessory belt, compensating for regular wear and maintaining the performance you demand.

CAST ENDS AND PIN BOSSES

Every major pin point on the boom and arm is cast. Reinforced cast steel pin bosses provide extra strength for the tough working conditions you encounter in your job. Additionally, internal work group gussets enhance the integrity of the boom and arm structures to maximize their service life.

VARIABLE SPEED HYDRAULIC COOLING FAN

The hydraulic oil cooler's variable speed cooling fan adjusts its speed as required by the demands on your excavator. This maintains optimal temperature in severe working conditions while reducing noise and increasing efficiency in lighter-duty situations.

HEAVY-DUTY WEAR PLATES

Hard, wear-resistant wear plates at the attachment connecting pins eliminate side play for extended service intervals on your bucket pin-up points.

PERMANENTLY SEALED AND LUBRICATED TRACK PINS

To reduce operating costs and eliminate downtime, pin links are permanently sealed and never need lubrication.

RECESSED DRIVE MOTORS

Drive motors are recessed within the track width, providing uptime protection from jobsite hazards.

VANDALISM PROTECTION FEATURES

Your productivity depends on your excavator, and equipment is a common target for vandalism, misuse and even theft. A variety of features help protect your investment.

ANTI-THEFT PROTECTION PASSWORD

Reduce the chance of burglary or unauthorized use.

LOCKABLE PANELS

Protect machine components from vandalism.

LOCKABLE FUEL FILL POINTS

Reduce the chance of diesel theft or contamination.

MADE TO DO MORE

Bobcat large excavators are optimized for productive, efficient attachment use. Their work modes, simple controls and attachment-focused features give you the ability to enhance performance for the task.



SELECTABLE WORK MODES

Match performance to the task. Four work modes tailor the excavator's power to the work. Two of the modes will change the auxiliary hydraulic flow for using different types of attachments.



DIGGING

This default setting delivers the power and response you need for general operation, from excavation to loading and lifting. Digging performance can be further enhanced with the four power modes.



LIFTING

Lifting mode will increase pump torque, lower engine rpm and provide an automatic power boost for lifting materials and objects – like pipe or concrete barriers.



BREAKER

Breaker, or one-way auxiliary hydraulic flow, works great for attachments that only require hydraulic power from one direction, such as breakers or plate compactors.



SHEAR

Shear, or two-way auxiliary hydraulic flow, is best for attachments that need bi-directional hydraulic flow, such as a hydraulic clamp, tilting bucket or shear.

ROLLER SWITCH

A roller switch on the right joystick allows operators to control and vary the speed at which a two-way hydraulic attachment functions, making it easy to open or close a hydraulic clamp.

HYDRAULIC ATTACHMENT MANAGEMENT

The LCD display allows operators to configure 10 different attachment presets: five for one-way hydraulic flow and five more for two-way flow. Each preset can be used to optimize performance or match specific operational requirements of the attachment by limiting maximum pressure and setting the minimum or maximum flow rate.

Password protection functionality can protect your hydraulic settings. Minimize the possibility of using the wrong preset or help novice operators and rental users who have limited knowledge of hydraulic systems.

CHALLENGING WORK REQUIRES THE ULTIMATE IN COMFORT.

Enjoy a roomy, quiet cab for comfortable and productive operation. Bobcat large excavators deliver comfort for difficult work, thanks to a seat that delivers superb adjustability and excellent lumbar support, plus great visibility, simple controls and thorough attention to detail. Your large excavator makes hard work more enjoyable.



STANDARD REARVIEW AND SIDEVIEW CAMERAS

Watch your surroundings and gain greater peace of mind via the convenient rearview and sideview cameras.

Standard rear and sideview cameras



Sun shades



Overhead window



VISIBILITY

The large cabin provides superior visibility to the front and sides. And gives you great visibility above the machine. Narrow corner pillars and small window joints – as well as a removable lower-front window – provide a view that allows you to see the work comfortably, with minimal obstruction or strain. Even the window wiper is mounted on the pillar – instead of on the glass surface. Front and top sun shades provide additional protection from eye strain while enhancing comfort.

EASY-TO-READ LCD DISPLAY PANEL

An easy-to-read 7-inch LCD display panel displays critical machine data, errors, warnings, and the rearview and sideview camera display. It also has an automatic night view function for optimal visibility in low light conditions.

QUIET OPERATION

The Bobcat reputation for standard-setting comfort continues. The pressurized cab features a seamless sound-isolating seal to keep sound levels extremely low inside the operator station. The cabin is isolated from the frame to reduce noise. Combined with the heated air-suspension seat, you'll experience minimized vibration and maximum comfort in a Bobcat large excavator.

AUTOMOTIVE-STYLE HEAT AND AIR CONDITIONING

A premium heat and air-conditioning system enables impressive control over the cabin temperature. It functions similarly to many automotive systems. High-capacity heating and cooling vents enable fast, easy temperature adjustments for maximum comfort in extreme temperatures. Once you reach the desired temperature, the system senses and adjusts to maintain a constant temperature setting automatically. If you shut down the machine, the system returns to the previously set temperature when you restart.



ADJUSTABLE COMFORT

The heated air suspension seat, included standard, has a wide range of adjustment points to help any operator find optimal comfort.

- Control stand/seat base fore/aft
- Control stand/seat move with suspension
- Control stand/seat height
- Seat fore/aft, independent of the joysticks
- Seat cushion fore/aft
- Seat cushion angle
- Back recline
- Lumbar support
- Headrest fore/aft and up/down
- Control stands up/down



OTHER CABIN FEATURES

- Large cab for operator comfort
- Generous floor space for your feet
- 180-degree swinging door
- Wide entry/exit area
- Grab handles
- Standard radio and antenna
- 12V power port
- Adjustable side window openings
- Automatic heat and air conditioning
- 7-inch display
- Left and right side mirrors
- Work lights, including boom (2), house (1), rear (1)
- Standard MP3 and CD player



EASY UPKEEP MAXIMIZES YOUR UPTIME.

Bobcat large excavators make it easy to quickly take care of regular maintenance – so you can get to the job at hand. They are also designed for easy troubleshooting for quick issue diagnosis and minimal downtime.




CENTRALIZED BOOM GREASE POINTS

Centralized grease banks are located on the base of the boom to make essential daily maintenance quick and easy.

SELF-DIAGNOSTICS

Track machine performance in real time and access historical machine alerts via the bright, easy-to-read LCD monitor.





EASY COMPONENT ACCESS

Our large excavators include wide-open access panels that provide plenty of room to reach the top of the engine, while a hinged belly pan allows access from the bottom. Solid steel side panels give you quick access to regular daily maintenance items for easy upkeep and more uptime.

TRACK YOUR OIL AND FILTER LIFE.

Before service is due (10 working hours), Bobcat large excavators remind you that oil and oil filters need replacing, so it's easy to stay on top of maintenance needs. You can also review the hours you've worked since last servicing the machine.

SPECIFICATIONS



Excavator	E145	E165
Tail Swing Type	Reduced	Conventional
Tail Swing Overhang (Rear)	-13.9 in. (-353 mm)	7.0 in. (173 mm)
Tail Swing Overhang (Side)	9.1 in. (230 mm)	36 in. (914 mm)
Weight	34,987 lb. (15,870 kg)	38,376 lb. (17,407 kg)
Add for Blade Option	+2425 lb. (1100 kg)	–
Dig Depth	235.6 in. (5985 mm)	239.5 in. (6085 mm)
Reach at Ground Level	333.0 in. (8530 mm)	346.0 in. (8790 mm)
Dump Height Clearance	278.7 in. (7078 mm)	255.0 in. (6477 mm)
Cab Width	40.1 in. (1018 mm)	39.7 in. (1008 mm)
Undercarriage Width	102.0 in. (2590 mm)	102.0 in. (2590 mm)
Steel Track Without Blade	5.7 psi (39.2 kPa)	6.2 psi (42.7 kPa)
Steel Track With Blade	6.1 psi (42.1 kPa)	–
Standard Track Gauge Width	78.3 in. (1990 mm)	78.3 in. (1990 mm)
Standard Track Shoe Width	23.6 in. (600 mm)	23.6 in. (600 mm)
Performance		
Arm Breakout Force	13,228 lbf. (58,834 N)	18,077 lbf. (80,410 N)
Bucket Breakout Force	21,471 lbf. (108,854 N)	25,794 lbf. (114,737 N)
Rated Lift Capacity		
(Over front, ground level, 15 ft. (4.5 m) reach)	13,580 lb. (6320 kg)	16,380 lb. (7430 kg)
(Over side, ground level, 15 ft. (4.5 m) reach)	7690 lb. (3570 kg)	8990 lb. (4080 kg)
Travel Speed: Low/High	1.7/2.9 mph (2.4/4.6 km/hr.)	1.9/3.1 mph (3.0/5.0 km/hr.)
Engine		
Horsepower	115.0 hp (85.7 kW)	131.0 hp (97.7 kW)
Engine Type	Turbo Diesel	Turbo Diesel
Fuel Tank Capacity	55.5 gal. (210.0 L)	77.1 gal. (292.0 L)
Engine Shutdown Protection Feature	Std	Std
Battery Cut-Off Switch	Std	Std
Hydraulics		
Piston Pump	Std	Std
Load-Sensing Pump	Std	Std
Max. Rated Flow	60.2 gpm (227.8 L/min.)	80.3 gpm (304.0 L/min.)
Machine Features & Options		
Auto-Idle Throttle	Std	Std
Auto-Shift Travel System	Std	Std
Automatic Slew Brake	Std	Std
Cab With Auto Heat and A/C	Std	Std
Control Pattern Selector	Std	Std
Deluxe Cloth Heated Seat	Std	Std
Dozer Blade	Opt	–
Password Protected Start System	Std	Std
Steel Tracks	Std	Std
Rubber Segmented Tracks	Opt	–




One Tough

B O B C A T T I M E L I N E





h Animal[®]





YOU ARE ONE TOUGH ANIMAL.®

Everything we put into Bobcat equipment is designed to make more of whatever you bring to the job. Whether it's strength, versatility, speed or agility, it's built around you.

Certain specification(s) are based on engineering calculations and are not actual measurements. Specification(s) are provided for comparison purposes only and are subject to change without notice. Specification(s) for your individual Bobcat equipment will vary based on normal variations in design, manufacturing, operating conditions, and other factors.



Bobcat is a Doosan company. Doosan is a global leader in construction equipment, power and water solutions, engines, and engineering, proudly serving customers and communities for more than a century. Bobcat®, the Bobcat logo and the colors of the Bobcat machine are registered trademarks of Bobcat Company in the United States and various other countries. ©2022 Bobcat Company. All rights reserved.



Printed on 10% recycled paper

B-1963 (01/22)
EP-4M-0122-80807-F

Bobcat Company
250 East Beaton Drive • West Fargo, ND 58078

Bobcat.com



Bobcat®

One Tough Animal.