



Mama

Follow the instructions on the next page to fold.




HOW TO FOLD

1




Cut out square & flip it so the side with writing and pictures is face down...

2



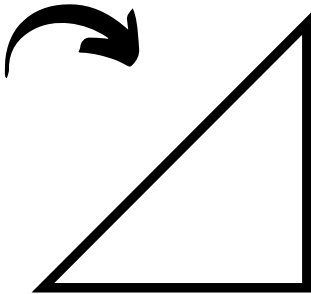
And fold

3




Unfold

4




Fold

5




Unfold

6



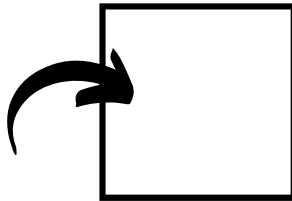
Fold all 4 corners...

7



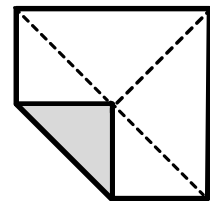
Into the center

8




Flip entire square over

9



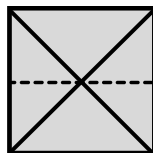
Fold all 4 corners...

10



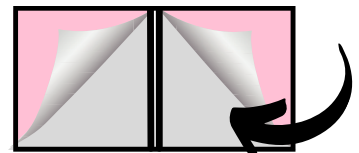
Into the center

11



Fold in half

12



Insert fingers into flaps & have fun!