




dV/dt OUTPUT FILTER



Peak voltages on a 480 V system can reach 1,600 V, and on a 600 V system can reach 2,100 V. These high peak voltages will cause a rapid breakdown of motor insulation, leading to motor failure. The V1K dV/dt filter is an output device that prevents voltage spikes from variable frequency drives (VFD) from exceeding 1,000 V. The V1K minimizes these voltage wave amplitudes and slows the rate of voltage increases.

Reflective Wave Phenomenon

Voltage wave reflection is a function of the voltage rise time (dV/dt) and the length of the motor cables. If the impedance on either end of the cable run does not match, the voltage pulses will be reflected back in the direction from which it arrived. As these reflected waves encounter other waves, their values add, causing higher peak voltage. As wire length or carrier frequency increases, the overshoot peak voltage also increases. V1K dV/dt filter reduces these peak voltages to prevent damage to motors and cables.

Features of V1K Filter

- Limits voltage spikes to below 1,000 V for applications with lead lengths up to 1,000 ft
- Reduces motor heating, noise and vibration.
- Prevents motor failure with protection against motor insulation breakdown.
- Reduces Common Mode by a minimum of 30%.
- Improves system productivity by increasing motor bearing life
- 240 - 600 VAC system compatibility
- 2 - 750 Amps range
- Heavy Duty model available for higher carrier frequency (6 kHz)

Typical VFD/Motor Applications

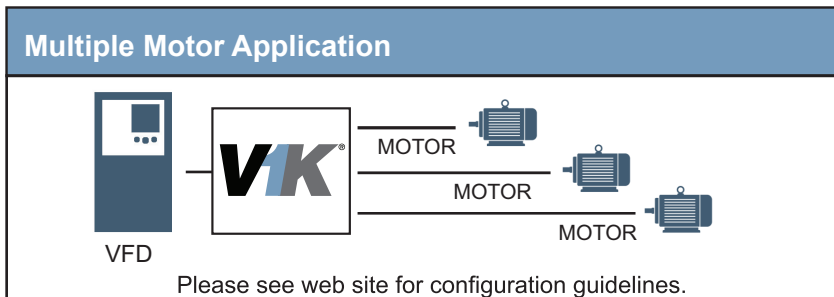
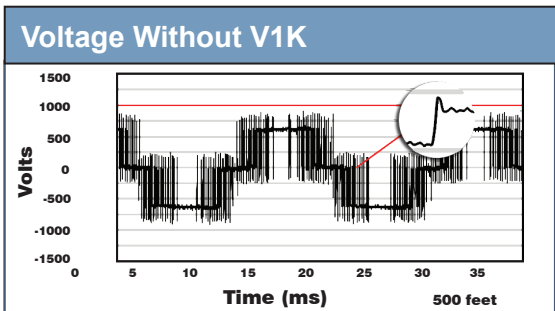
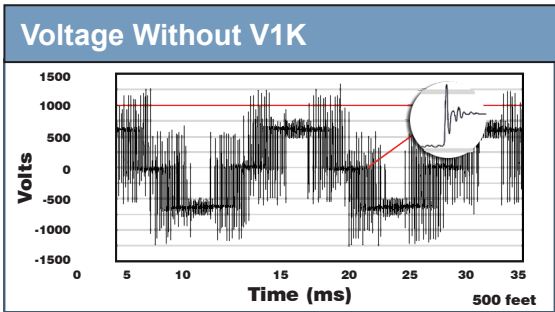
- Submersible pumps
- Wastewater pumping stations
- HVAC cooling systems
- Process automation facilities
- Agriculture irrigation systems



Technical Specifications	
Voltage Ratings	2 - 750 Amps; 240 - 600 VAC
Carrier Frequency	2 - 4 kHz (consult TCI for applications over 8 kHz if the cable lengths exceed 400 feet)
Insulation Rating	600 V Class
Insulation Class	Class H (180° C) or Class R (220° C)
Efficiency	≥ 98%
Lead Length	Up to 1,000 ft (consult factory for applications above 1,000 feet)
Fundamental Frequency	0-60 Hz (derating for applications over 60 - 120 Hz fundamental if the cable lengths exceed 400 feet. Consult TCI)
Environmental Conditions	
Ambient Temperature	Enclosed: 40° C (104° F)
Operating Altitude	2,000 m (6,600 ft) Derating necessary above 2,000 m
Reference Technical Standards	
Agency Approvals	cULus Listed
Enclosure Options	Open, UL Type 1, UL Type 3R
Warranty	One year of useful service, not to exceed 18 months from date of shipment.

NOTE: The V1K is classified as an UL508 Auxiliary Device, not an industrial control panel.. Under UL and NFPA/NEC guidelines, an SCCR rating or marking is not required.

Part Numbering	
	V1K 80 A01 EX
Series:	_____
Current Rating (amps):	_____
Enclosure:	_____
	A00 - Open
	A01 - UL Type 1
	A03 - UL Type 3R
Option A:	_____
	(Blank) - No Options
	EX - Heavy Duty Model



Performance Guarantee - Properly sized and applied, TCI guarantees that the V1K will limit motor terminal peak input voltage to 150% of the bus voltage with a wire lead length of 1,000 feet and a carrier frequency of 4 kHz. Maximum lead length and carrier frequency can vary depending on wire lead type. If a properly selected, installed and loaded V1K filter fails to meet the guaranteed performance levels, TCI will provide the necessary components or replacement filter at no additional charge. TCI does not take responsibility for additional installation or removal costs to include, but not limited to, replacement of third party equipment. Please see TCI's website for minimum requirements.



TCI, LLC
 W132 N10611 Grant Drive
 Germantown, WI 53022
 800-824-8282 | www.transcoil.com

Part #25383
 Version 2
 ©2019