

# SELECTION GUIDE

## Industrial Thermoregulation



**finder**<sup>®</sup>  
SWITCH TO THE FUTURE



Click to shop online @ [www.trimantec.com](http://www.trimantec.com) or call 336-767-1379

A range of products dedicated to maintaining constant temperature in control panels and enclosures.

7T Series - Panel Thermostat  
7F Series - Filter Fan  
7H Series - Panel Heaters



# 7T Series - Panel Thermostats



Ensures performance of components and instrumentation in control panels and enclosures, and can prolong product life.



**Type 7T.81.0.000.240x**  
1 NC  
dimensions (w x h x d): 17.5 x 88.8 x 47.8 mm

**Direct switching of heater loads up to 2500 V A**

### Heating control

Should the panel temperature fall below the (minimum) set temperature the contact will close to call for heat. The contact will open when this set temperature is exceeded.

Heating: Red Dial  
Temperature ranges:  $-20^{\circ} \dots +40^{\circ}\text{C}$   
 $0^{\circ} \dots +60^{\circ}\text{C}$



**Type 7T.81.0.000.230x**  
1 NO  
dimensions (w x h x d): 17.5 x 88.8 x 47.8 mm

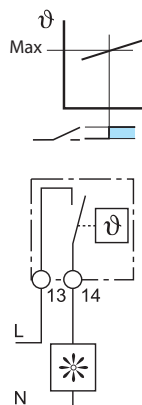
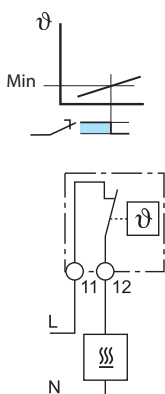
**Direct switching of fans up to 130 W**

### Ventilation control

Should the panel temperature exceed the (maximum) set temperature then the contact will close to call for cooling. The contact will open when the temperature falls below this set temperature.

Ventilation: Blue Dial  
Temperature ranges:  $-20^{\circ} \dots +40^{\circ}\text{C}$   
 $0^{\circ} \dots +60^{\circ}\text{C}$

### Wiring diagram



# 7F Series - Filter Fans

Ensures performance of components and instrumentation in control panels and enclosures, and can prolong product life.



Type 7F.50.8.120.xxxx  
Type 7F.50.8.230.xxxx



Type 7F.50.9.024.xxxx



Type 7F.05.0.000.xxxx

- Very low acoustic noise
- Minimal depth within enclosure
- Air volume (24...470)m<sup>3</sup>/h (free flow)
- Air volume (14...470)m<sup>3</sup>/h (with Exhaust Filter installed in cabinet)
- Operating voltage: 24 V DC, 120 or 230 V AC (50/60 Hz)
- Power consumption 4...130 W
- Dimensions from 92 mm up to 291 mm
- Protection category: IP54

## Exhaust Filter

The size of the Exhaust Filter should match the size of the Filter Fan to achieve the best ventilation within the cabinet.

## Components

Standard - Filter Fan	Standard - Exhaust Filter	EMC - Filter Fan	EMC - Exhaust Filter	Filter mat	Size
7F.50.8.xxx.1020	7F.05.0.000.1000	7F.70.8.230.1020	7F.07.0.000.1000	07F.15	1
7F.50.8.xxx.2055	7F.05.0.000.2000	7F.70.8.230.2055	7F.07.0.000.2000	07F.25	2
7F.50.8.xxx.3100	7F.05.0.000.3000	7F.70.8.230.3100	7F.07.0.000.3000	07F.35	3
7F.50.8.xxx.4230	7F.05.0.000.4000	7F.70.8.230.4230	7F.07.0.000.4000	07F.45	4
7F.50.8.xxx.4370	7F.05.0.000.4000	7F.70.8.230.4370	7F.07.0.000.4000	07F.45	4
7F.50.8.xxx.5500	7F.05.0.000.5000	7F.70.8.230.5500	7F.07.0.000.5000	07F.55	5
7F.50.8.xxx.5630	7F.05.0.000.5000	7F.70.8.230.5630	7F.07.0.000.5000	07F.55	5
7F.50.9.024.1020	7F.05.0.000.1000	7F.70.9.024.1020	7F.07.0.000.1000	07F.15	1
7F.50.9.024.2055	7F.05.0.000.2000	7F.70.9.024.2055	7F.07.0.000.2000	07F.25	2
7F.50.9.024.3100	7F.05.0.000.3000	7F.70.9.024.3100	7F.07.0.000.3000	07F.35	3
7F.50.9.024.4230	7F.05.0.000.4000	7F.70.9.024.4230	7F.07.0.000.4000	07F.45	4



Size (according to type)

Air Flow (free flow)

- 020 = 24 m<sup>3</sup>/h
- 055 = 55 m<sup>3</sup>/h
- 100 = 100 m<sup>3</sup>/h
- 230 = 230 m<sup>3</sup>/h
- 370 = 370 m<sup>3</sup>/h
- 500 = 500 m<sup>3</sup>/h
- 630 = 630 m<sup>3</sup>/h

# 7H Series - Panel Heaters

Prevents the formation of condensation and ensures the optimum temperature within electrical enclosures.  
Small footprint.



**Type 7H.51.0.230.0025**  
Heating power 25 W

**Type 7H.51.0.230.0050**  
Heating power 50 W

dimensions (w x h x d):  
41 x 125 x 41 mm



**Type 7H.51.0.230.0100**  
Heating power 100 W  
dimensions (w x h x d):  
70 x 140 x 63 mm

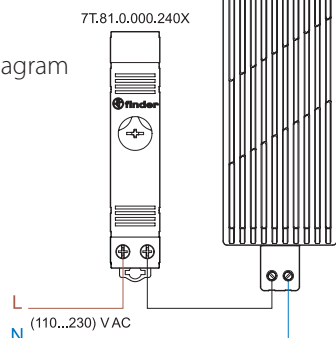


**Type 7H.51.0.230.0150**  
Heating power 150 W  
dimensions (w x h x d):  
70 x 220 x 63 mm

- Safe Touch
- Nominal voltage 110...230 V AC/DC
- PTC resistor, self regulating heating system
- Aluminium profile encased in a plastic housing
- Operating temperature range -45...+50°C
- Screw terminals
- Vertical positioning
- 35 mm rail (EN 60715) mounting with clip

## Wiring diagram

wiring diagram  
AC



wiring diagram  
DC

