


# AC Triac Variable Voltage Supply


Triac Controls adjust the voltage output of an AC supply, similar to a light dimmer or ceiling fan control. Dart offers several models which, when applied properly can be used with single phase AC motors to adjust their speed. They can also be used with resistive loads such as lighting.

It is important to note Triac Controls **will NOT work with capacitor start motors**, perhaps the most common motor found in single phase applications. Capacitor start motors are not designed to be run variable speed. Attempts to slow these motors will be thwarted by the motor capacitor. Visually, these motors have a large hump on the top or side which houses the motor capacitor.

Motors which may have their speed adjusted using a Triac Control include **Permanent Split Capacitor (PSC), Permanent Split Phase (PSP), Shaded Pole and Universal**. These are all single phase motor types which Triac Controls **might** adjust speed - these applications may still have limitations. It is not likely a Triac Control will offer a wide range of speed adjustment - it likely will be in the top half of speed pot adjustment. The user may need to turn the Triac Control output up to get the motor moving before slowing down. Because success is application dependent, it is wise to sample a Triac Control first to evaluate performance in the particular application. Many customers do have success - Dart sells many of these products every year in a wide variety of applications.



AC-03 Series



55/57 Series

## RoHS



55/57 Series



# Triac Control Features + Specifications

## AC03 Series

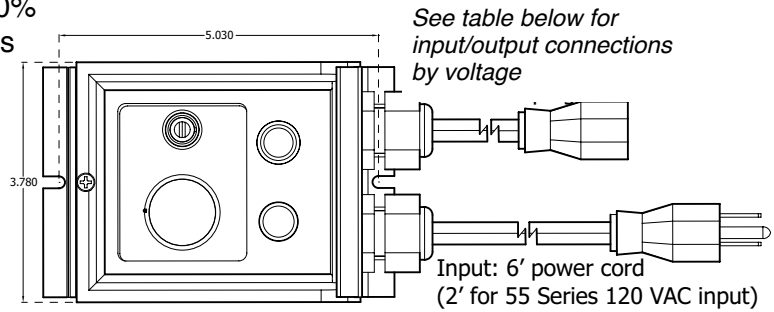
- 120VAC supply - 0-120VAC output
- Rated 2.5A continuous
- Output adjust potentiometer includes On/Off switch
- cULs Recognized

## 55/57 Series

- Chassis and enclosed (NEMA 1) models
- Chassis models include mounting hardware
- Chassis models mount via potentiometer bushing
- 120 and 240VAC supply models,  $\pm 10\%$
- 10A and 15A continuous rated models
- $-10^{\circ}$  to  $+45^{\circ}\text{C}$  ambient temperature
- 50/60Hz operation

Model	Width	Length	Depth	Weight
AC03-05S	1.50 in [3.81 cm]	2.00 in [5.08 cm]	1.10 in [2.79 cm]	4.8 oz [136 gm]
55/57 Series (chassis)	2.90 in [7.37 cm]	3.50 in [8.89 cm]	2.20 in [5.59 cm]	5.8 oz [164 gm]
55/57 Series (enclosed)	4.00 in [10.16 cm]	5.53 in [14.05 cm]	3.80 in [9.65 cm]	1.66 lb [753 gm]

55/57 Series Enclosed



Base Model						Options
Model	Supply Voltage	Current	Chassis (C) Enclosed (E)	Supply Connection	Output Connection	Half-Wave Output
AC03-05S	120 VAC	2.5A	C	Flying Leads	Flying Leads	N/A
55AC10C	120 VAC	10A	C	0.25" male QC	0.25" male QC	-F*
55AC10E	120 VAC	10A	E	2' cord and plug	Receptacle	-F*
57AC10C	240 VAC	10A	C	0.25" male QC	0.25" male QC	-F*
57AC10E	240 VAC	10A	E	6' cord and plug	6' cord with plug	-F*
55AC15C	120 VAC	15A	C	0.25" male QC	0.25" male QC	-F*
55AC15E	120 VAC	15A	E	2' cord and plug	Receptacle	-F*
57AC15C	240 VAC	15A	C	0.25" male QC	0.25" male QC	-F*
57AC15E	240 VAC	15A	E	6' cord and plug	6' cord with plug	-F*

N/A – Not available

\*F - Factory installed only