

## GAR Series Regulator



Reflux valve is attached



No reflux valve is attached



### Ordering code

**GAR300 10 S □ □ T K**

① ② ③ ④ ⑤ ⑥ ⑦

① Model	② Port size	③ Type code	④ Accessories
GAR200: GA200 Series Regulator	06: 1/8" 08: 1/4"	S: Standard L: Lower pressure [Note1]	Blank: Bracket J: No bracket (standard configuration)
GAR300: GA300 Series Regulator	08: 1/4" 10: 3/8" 15: 1/2"		
GAR400: GA400 Series Regulator	10: 3/8" 15: 1/2"		
GAR600: GA600 Series Regulator	20: 3/4" 25: 1"		
⑤ Pressure gauge	⑥ Thread type	⑦ Reflux valve	
Blank: Circular with clip N: No pressure gauge	T: NPT (Scale: bar/psi)	Blank: Without reflux valve K: with reflux valve [Note2]	

[Note1] The maximum work pressure of lower pressure type is 58psi(0.4MPa);

[Note2] Please refer to page 218 for details of reflux valve.

### Specification

Model	GAR20006	GAR20008	GAR30008	GAR30010	GAR30015	GAR40010	GAR40015	GAR60020	GAR60025
Fluid	Air								
Port size [Note1]	1/8"	1/4"	1/4"	3/8"	1/2"	3/8"	1/2"	3/4"	1"
Pressure range	0.05~0.9MPa(7~130psi)								
Max. pressure	145psi(1.0MPa)								
Proof pressure	215psi(1.5MPa)								
Temperature range	-20~70°C								
Weight	170g		300g			570g		1390g	

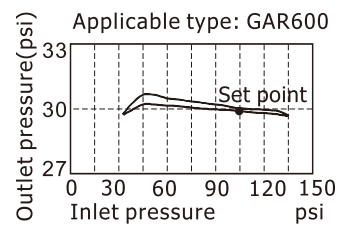
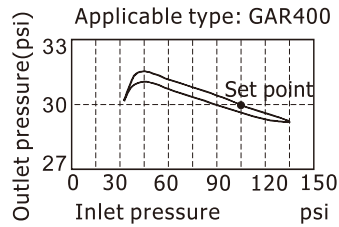
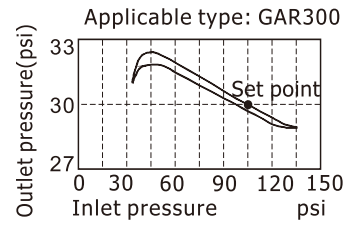
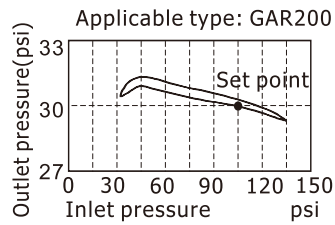
[Note1] NPT thread is available.

### Product feature

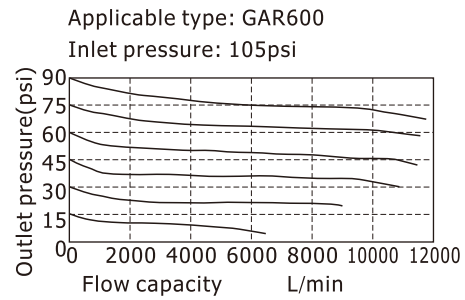
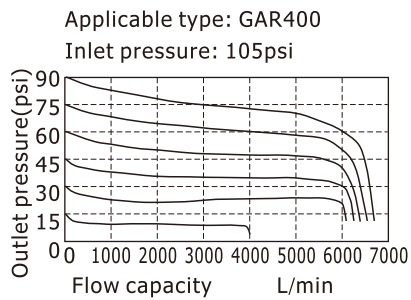
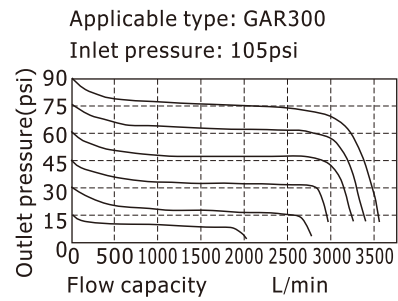
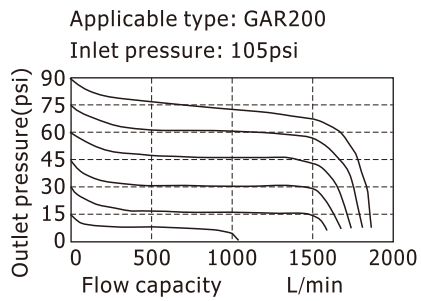
1. Circular square pressure gauge which with clip and magnifier is used to save installation space.
2. The pressed-in self-locking mechanism can prevent the abnormal movement of the set pressure caused by external interfere.
3. Balanced design is adopted for the pressure adjustment mechanism.
4. In addition to panel installation, the bracket is optional for installation.

## GAR Series Regulator

### Pressure chart

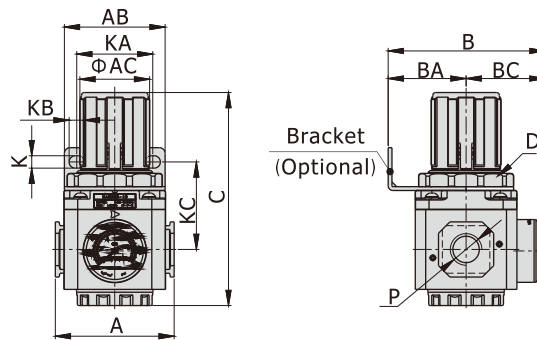


### Flow chart



## GAR Series Regulator

### Dimensions



[Unit: mm]

Model\Item	A	AB	AC	B	BA	BC	C	D	K	KA	KB	KC	P
GAR200-06	52.5	55	31	69	30	39	91	M33x1.5	5.4	34	15.4	45	1/8"
GAR200-08	52.5	55	31	69	30	39	91	M33x1.5	5.4	34	15.4	45	1/4"
GAR300-08	62.5	53	38	82.5	41	41.5	112	M40x1.5	6.5	40	8	46	1/4"
GAR300-10	62.5	53	38	82.5	41	41.5	112	M40x1.5	6.5	40	8	46	3/8"
GAR300-15	62.5	53	38	82.5	41	41.5	112	M40x1.5	6.5	40	8	46	1/2"
GAR400-10	80	72	52	99	50	49	140.5	M55x2.0	8.5	55	11	53	3/8"
GAR400-15	80	72	52	99	50	49	140.5	M55x2.0	8.5	55	11	53	1/2"
GAR600-20	100	90	59	128	70	58	179.5	M62x1.5	11	66	13	73.5	3/4"
GAR600-20	100	90	59	128	70	58	179.5	M62x1.5	11	66	13	73.5	1"