

3V1 Series



Specification

Model	3V1-M5	3V1-06
Fluid	Air(to be filtered by 40 μ m filter element)	
Acting	Direct acting	
Port size ①	M5	1/8"
Valve type	3 port 2 position	
Lubrication	Not required	
Operating pressure	0~0.8MPa(0~114psi)	
Proof pressure	1.5MPa(215psi)	
Temperature °C	-20~70	
Orifice size	Φ 1.2mm	
Material of body	Aluminum alloy	

① PT thread, NPT thread and G thread are available.

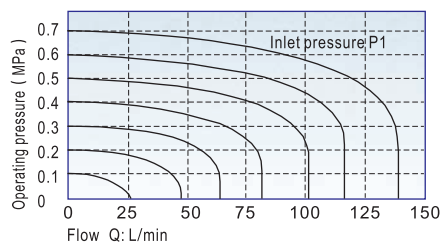
Symbol



Product feature

1. Direct acting type and normally closed mode, flexible in direction change.
2. No need to add oil for lubrication.
3. Several valves can be installed integrately to save installation space.
4. Affiliated manual devices are equipped to facilitate installation and debugging.
5. Several standard voltage grades are optional.

Flow chart

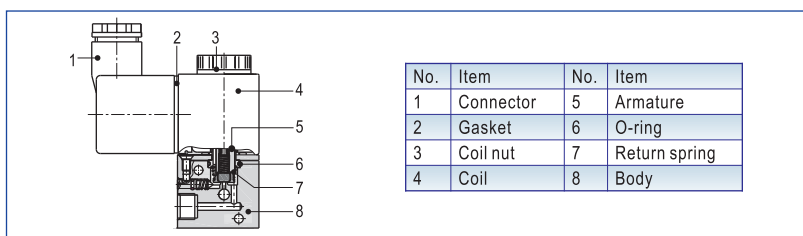


Coil specification

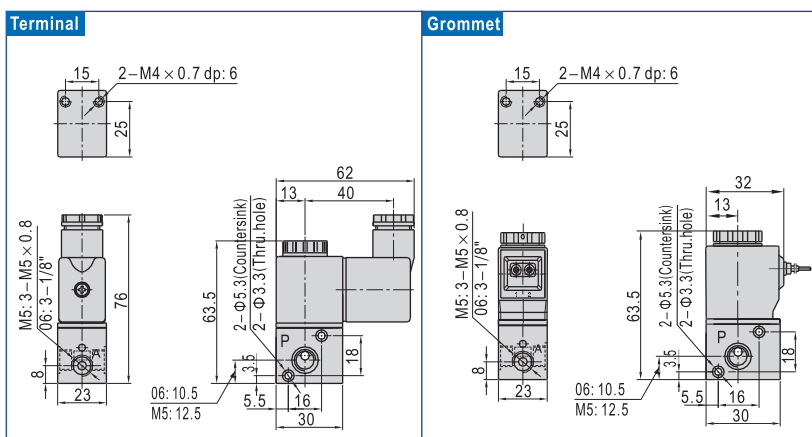
Item	Specification
Standard voltage	AC220V, AC110V, AC24V, DC24V, DC12V
Scope of voltage	AC: ± 15% DC: ± 10%
Power consumption	AC:3.5VA DC:3.0W
Protection	IP65(DIN40050)
Temperature classification	B Class
Electrical entry	Terminal, Grommet
Activating time	0.05 sec and below
Max. frequency ①	10 cycle/sec

① The maximum actuation frequency is in the no-load state.

Inner structure



Dimensions



Ordering code

3V 1 06 A □ □

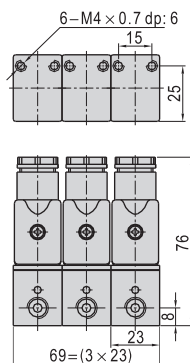
Model	Thread type
3V: Solenoid valve (3/2 way)	Port size Thread type
	Blank: PT
	T: NPT
	G: G
	M5 Not this code
Code	Electrical entry
1: 1 Series	Blank: Terminal
	I: Grommet
Port size	Voltage
M5: M6	A: AC220V
06: 1/8"	B: DC24V
	C: AC110V
	E: AC24V
	F: DC12V

Solenoid valve(3/2 way)

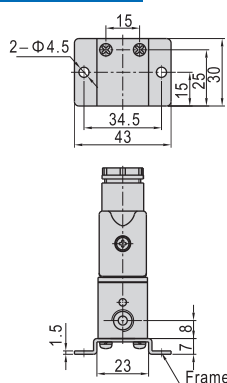
3V1 Series

Series connection

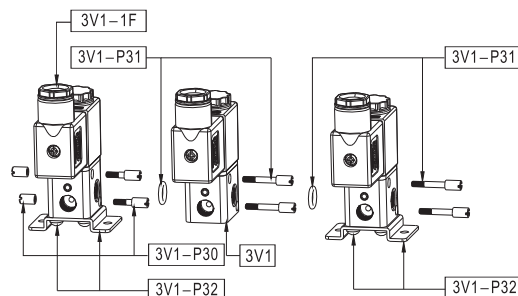
Dimensions(3F)



Dimensions(1F)



How to joint



Product structure

Connection Amount	Q.TY	3V1	3V1-P30	3V1-P31	3V1-P32
3V1-□-□-1F	1	0	0	1	
3V1-□-□-2F	2	1	1	1	
.....	1	
3V1-□-□- <i>n</i> F	<i>n</i>	1	<i>n</i> -1	2	

Note: *n* is the number of junction valve, and *n* ≥ 3

Ordering code for series

3V1 06 A □ 3F □

Model

3V: Solenoid valve(3/2 way)

Port size

M5: M6

06: 1/8"

Voltage

A: AC220V

B: DC24V

C: AC110V

E: AC24V

F: DC12V

Electrical entry

Blank: Terminal

I: Grommet

Thread type

Port size	Thread type
1/8"	Blank: PT
	T: NPT
	G: G
M5	Not this code

Number of stations

1F: 1 Station
2F: 2 Station
3F: 3 Station
.....
20F: 20 Station

The above codes have included the series accessories, so it is unnecessary to order the accessories specially. But if you like, you could order as follows.

Code of accessories	Accessory name	Part code	Part name	Quantity
3V1-P30	Coupling screw assembly	F-3V1002B	Coupling screw(S)	2
		F-3V1003B	Coupling screw(M)	2
3V1-P31	Coupling screw assembly	GOR20008N75	O-Ring	1
		F-3V1004B	Coupling screw(L)	2
		F-3V1001B	Fixed mounting	1
3V1-P32	Bracket assembly	GSDA04008ZA	Cross round head screw	2