



BG4

Outdoor Bluetooth® In-Ground Speaker Instruction Guide

Overview

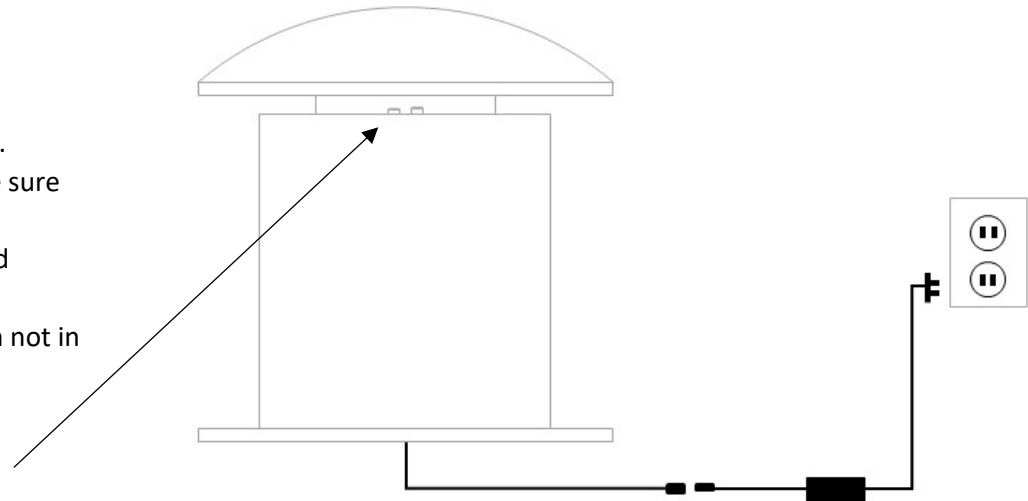
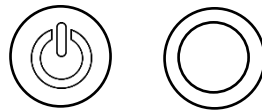
Connection

- 1) The BG4 speaker should be installed near a suitable power source.
- 2) Connect the speaker's power cord to the transformer/adaptor. Be sure to tighten the connector properly for water protection.
- 3) We recommend that the power adapter be plugged into a covered outlet if the outlet is located outdoor. If the outdoor outlet is not covered, please do not use during wet condition and unplug when not in use.

Button Layout

Left: Power Button and LED status indicator

Right: Connect/Reset Button

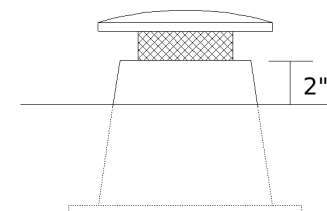


Button/Bluetooth Operation

- Press power button to turn on and off.
- Hold connect/reset button to activate Bluetooth discovery mode or disconnect connected device. Once discovery mode is activated, you can pair by going to your device's Bluetooth menu. Find and connect to "BT Speaker".
- Blinking LED on power button indicates speaker is powered on but no device is connected.
- Solid LED on power button indicates a Bluetooth device is connected.
- There is no volume control on the speaker. The volume control is directly controlled by the music app or Bluetooth device (ie. smartphone, tablet, laptop, etc.).

Installation/Maintenance Note

- The BG4 can be installed in-ground or surface-mounted. In-ground installation is generally optimal since burying speaker in-ground will enhance its resonance, providing a fuller audio experience.
- The BG4 is designed to be water-resistant not waterproof. When burying the speaker in-ground, the bottom of the grill should be at least 2 inches above ground level. In addition, speaker should not be installed in a low area prone to water collection or where sprinklers will spray into the grill. During heavy snow season where snow fall level will be higher than the grill, speaker should be covered by a plastic tarp so that melted snow will be diverted away from the speaker driver. The speaker is designed to be protected against rain and snow fall but not water submersion.
- The power adapter transformer/wire should be placed where it won't pose as a tripping hazard or be cut/damaged accidentally. Use caution when playing the speaker in increment weather. Turn off and unplug unit if necessary.
- Fully test speaker above surface before burying speaker in-ground.
- To clean speaker, you can rinse with fresh water from directly above the speaker and wipe with a cloth. If needed, use mild detergent to remove dirt. Do not spray water directly into the grill. In addition, the driver can be wiped with a damp cloth and foam ring can be rinsed (or replaced) periodically by removing the top cover.



Warranty

TIC offers a limited one-year full parts and labor warranty for all of our new products. Please visit TIC's warranty page (www.ticcorp.com/warranty) for our latest warranty policy.

Licensing, Copyright, and Misc Notes

TIC Audio Inc. All rights reserved. The TIC logo is a trademark of TIC Audio Inc, registered in the United States.

The Bluetooth® word mark and logos are registered trademarks owned by Bluetooth SIG, Inc. and any use of such marks by TIC is under license. Other trademarks and trade names are those of their respective owners. Features, specifications, and appearance are subject to change without notice.

Our support help desk is ready to help you. Please visit www.ticcorp.com/support to see Frequently Asked Questions and log a support ticket.