

Replacing cutter

When the cutter blade becomes dull, replace with a new cutter.

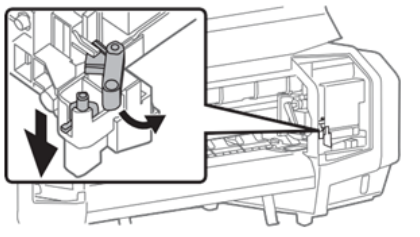
CAUTION

- Do not push the knob of cutter or release suddenly.
Because there is a spring under the cutter, the cutter can jump out.
- Do not touch the cutter blade.
It may cause injury.

Steps

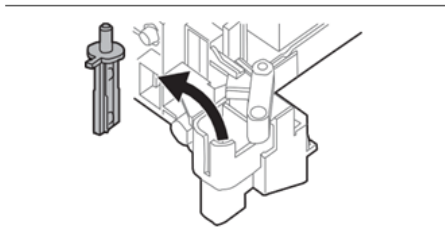
[1] Open the front cover.

[2]



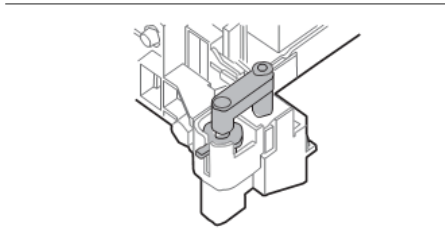
Move the cutter holder a little so that the cutter can be removed.
• While pushing down the cutter knob lightly, move the cutter holder to your side.

[3]



Remove the cutter.

[4]



Attach a new cutter.

- Set the cutter for the cutter holder to be in the original position.

[5] Close the front cover.