

HTF128 clothes folding machine

Changshu Heng Machinery Co., Ltd.

HTF128 clothes folding machine

Changshu Heng Machinery Co., Ltd.

Address: Industrial Development Zone, Changshu city, Jiangsu Province, China.

TEL +86 18915657963 Mr. Shaw.

Operation manual

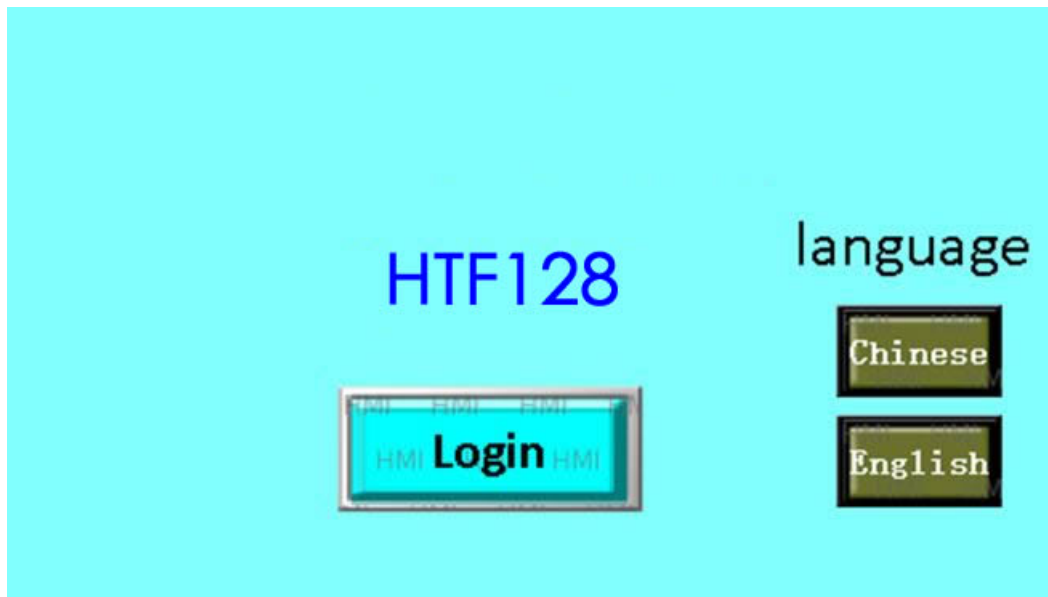
Note:

Please read this manual and pay attention to the operation specification. During equipment repair or maintenance, please cut off the power and air supply! Be safe!

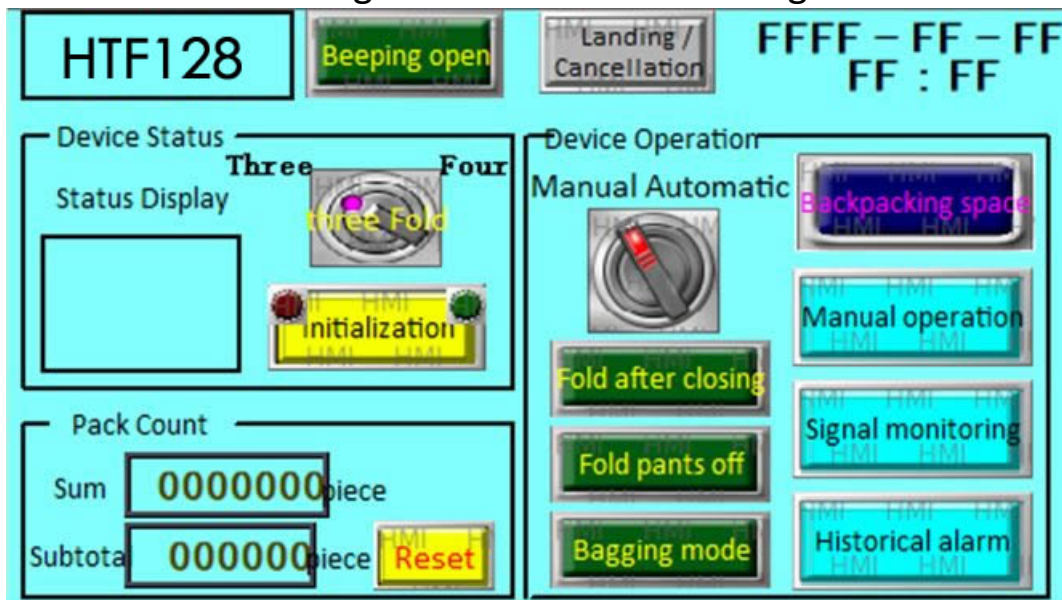
A. Turns on the power, displays the following figure after entering the system



Please click "English" to enter the following interface



Please click "login" to enter the following interface



1. In the device status bar, you can display the current running status of the device.
2. According to the actual production demand, select 3 discount or 4 discount. Note: this operation is strictly prohibited during the operation of the equipment.
3. The device action bar selects the initialization operation only when it is manually selected. When the device is "initialize", the red indicator on the "initialization" button is flashing. After the device "initialization" is completed, the red indicator on the "initialization" button stops flickering and the green light is always on.

4. In the equipment operation status bar, after the device "initialization" is completed, select "automatic", the device will enter the automatic operation mode, at this time, the operator only needs to put the clothes on the device folding board, press the start button on the right side.

5. In the device operation status bar, the close fold function key is to select whether or not you need to do a post-stack operation. Select the "bagging mode" function. When the device automatically works, the front flip board will open and press the folding clothes to press the normal spread and press the start button, and the front flip board will fall and press the clothes and press the start button again to fold the clothes. Select the "folding trousers" function, and the left and right stack does not start when the device works automatically.

Note: This operation is strictly prohibited during operation.

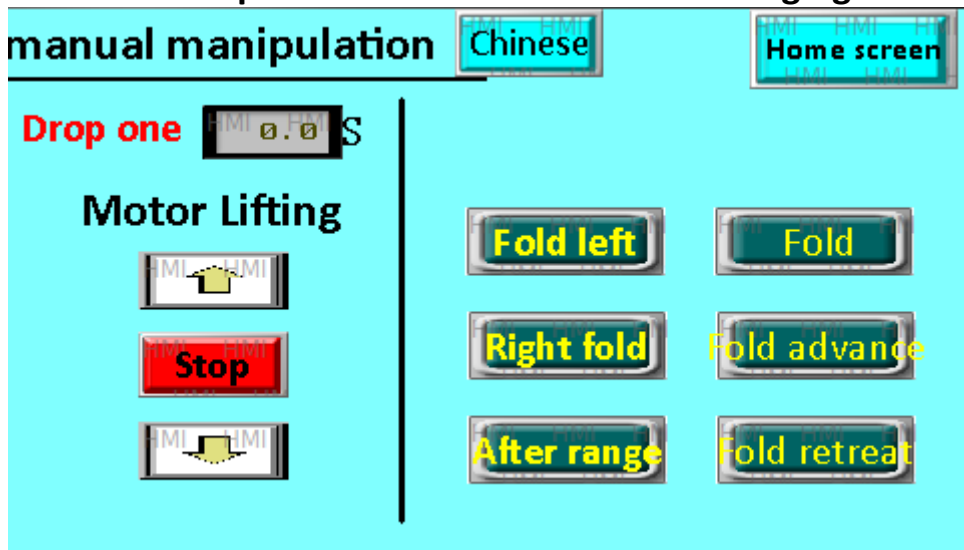
6. In the equipment operation status bar, click manual operation, parameter settings, signal monitoring, history alarm keys, that is, you can enter the corresponding function screen. The counting of parameter setting function needs to enter the corresponding password in login logout before it can be operated.

7. The buzzer on feature controls whether the buzzer is ringing.

8. The login logout feature is to have the operator enter the operation password.

9. In the packing quantity column, the subtotal can count the products for the month and for a period of time, and can clear zero. Total is the number of items that cannot be cleared.

B. The manual operation is shown in the following figure.



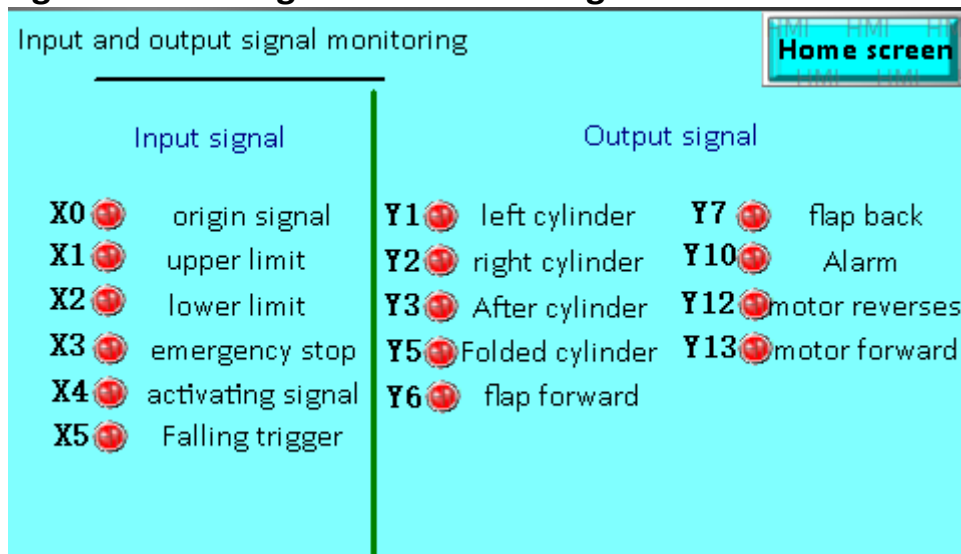
1. Motor lift bar, "stop" and "stop" are motor up and down manual operation. The "drop one grid (second) time" requires a password login to be modified, which is to control the height of each motor drop according to the thickness of the folded clothes when working automatically.
2. Left fold, fold and other keys are manual operation of each cylinder. Note: when you exit the manual operation, reset the individual keys of the operation.

C. The historical alarms are shown in the following figure.

triggering time	event information

The historical alarm is mainly used to record the alarm data to facilitate observation and maintenance. It can be operated by “up” or “down” or “emptying” .

D. Signal monitoring is shown in the figure below.



Signal monitoring screen is to monitor the current state of each sensor or executive component of the screen.