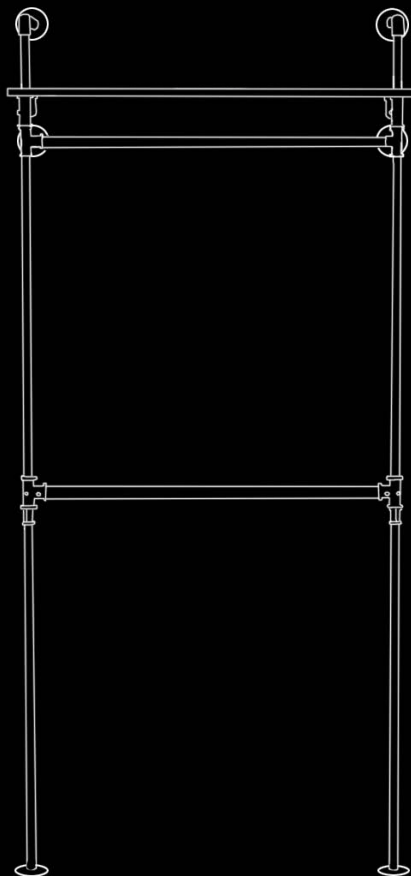


# Anleitung / Manual


## CARLSSON OAK

DE + US

P-01-036



HOW-TO  
VIDEO



pamo.



**! Warnhinweise beachten!**  
Observe warnings!



**2 Personen /**  
2 persons



**Werkzeug /**  
Tools



**Unterlage verwenden /**  
Use Underlay

**Lieferumfang /** Scope of delivery



**A** × 6



**F** × 2



**J** × 16



**I** × 16



4mm



**G** × 2



**B** × 2



**R** × 1



**O** × 4



**E** × 4



**C** × 2



**x20** × 2



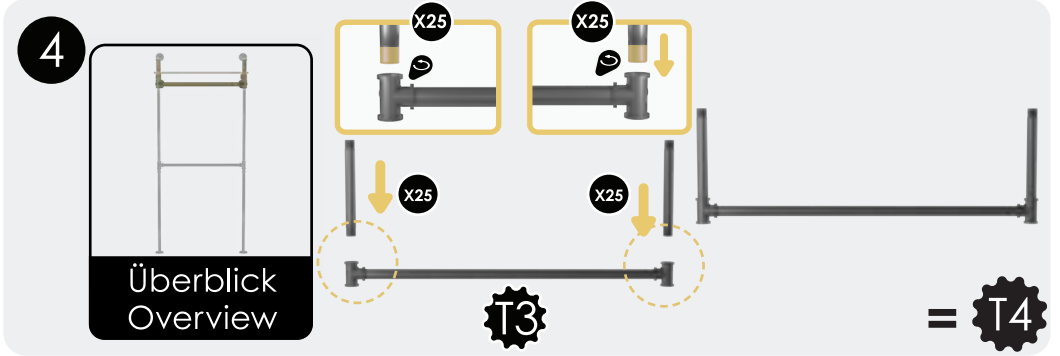
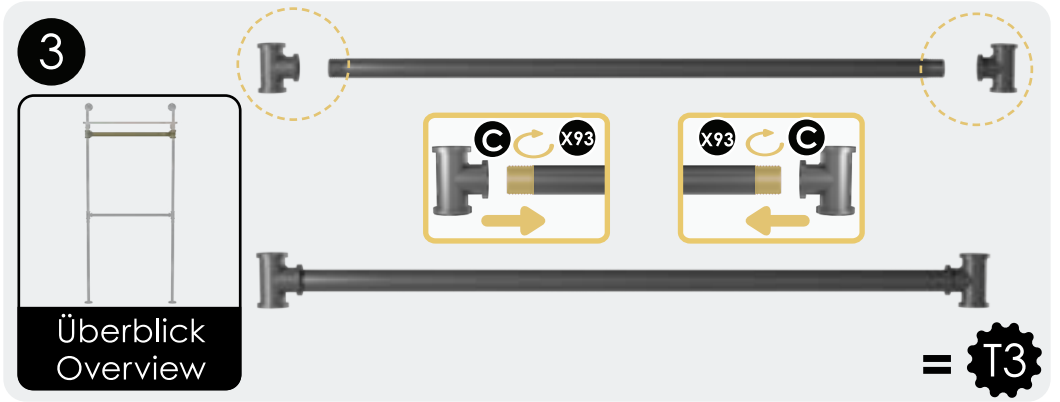
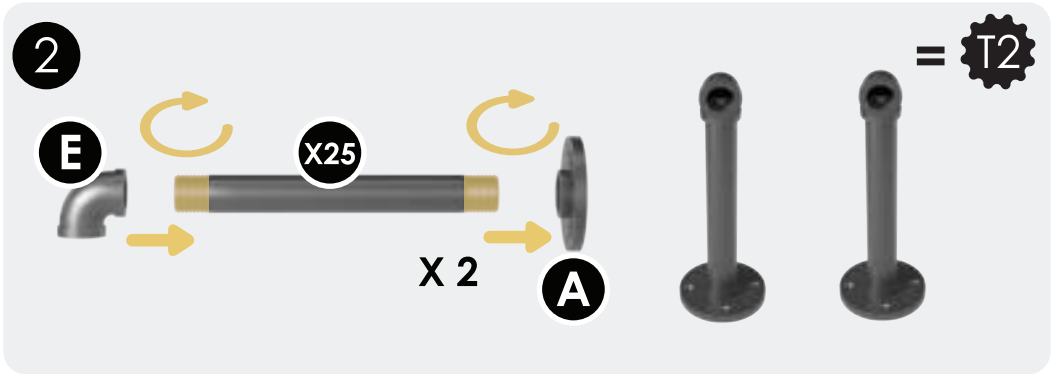
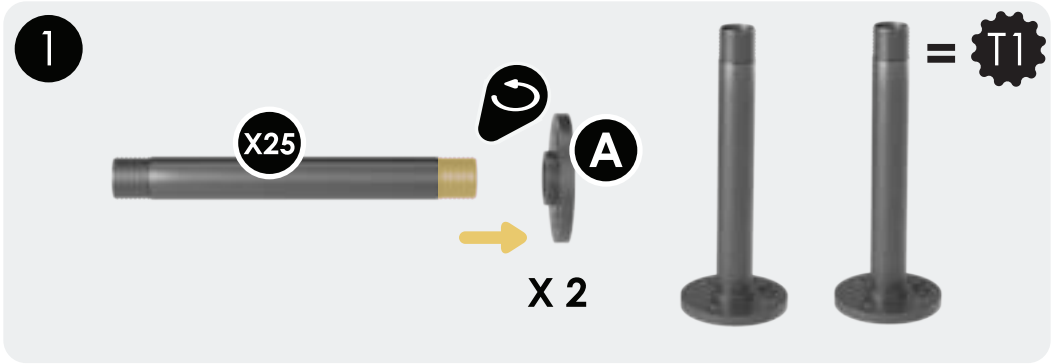
**x25** × 6






**x93** × 6

**Bitte prüfen Sie alle Teile auf Transportschäden oder Macken.  
Sollten Sie Transportschäden entdecken ersetzen wir sofort die entsprechende Teile.**

Please check the parts for transport damage or scratches.  
If you find any damage, contact us and we will replace the defective parts.




5



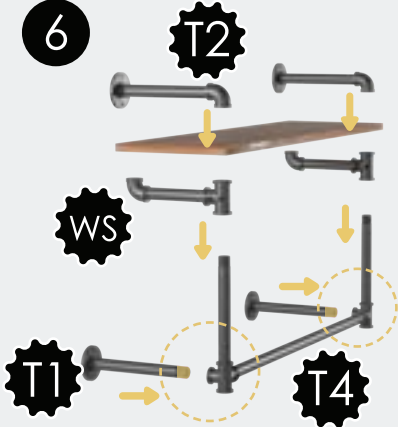
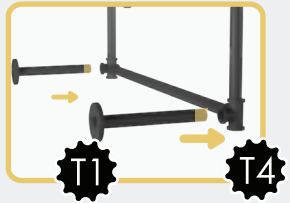
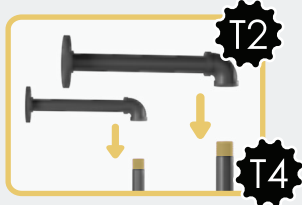
X20



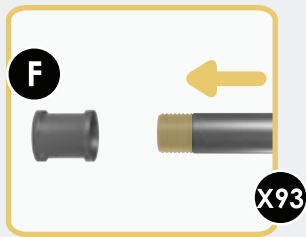

X 2



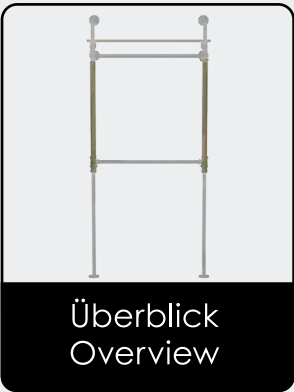
6



7




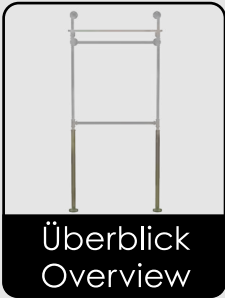


X 2



= B1

8



= **B2**

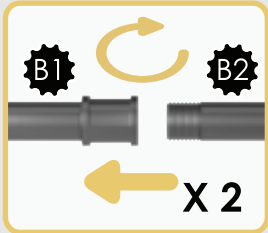
9



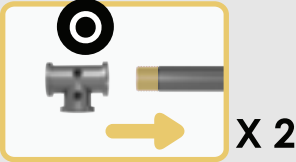

**B1**




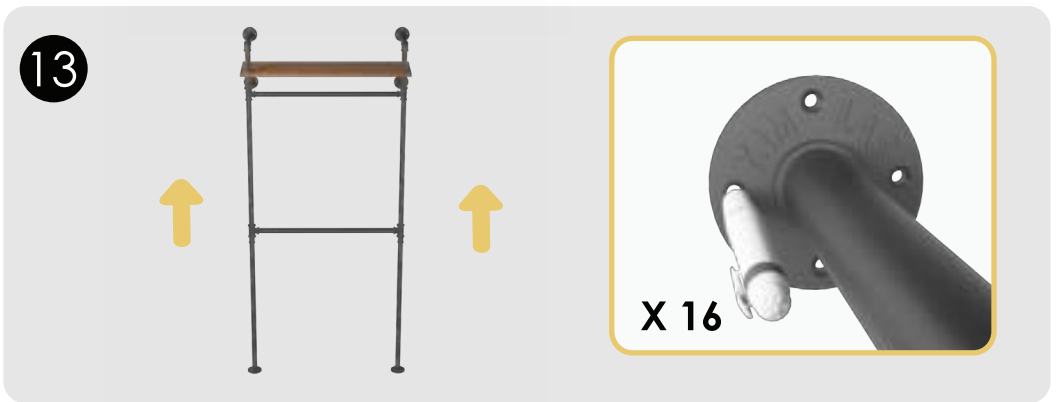
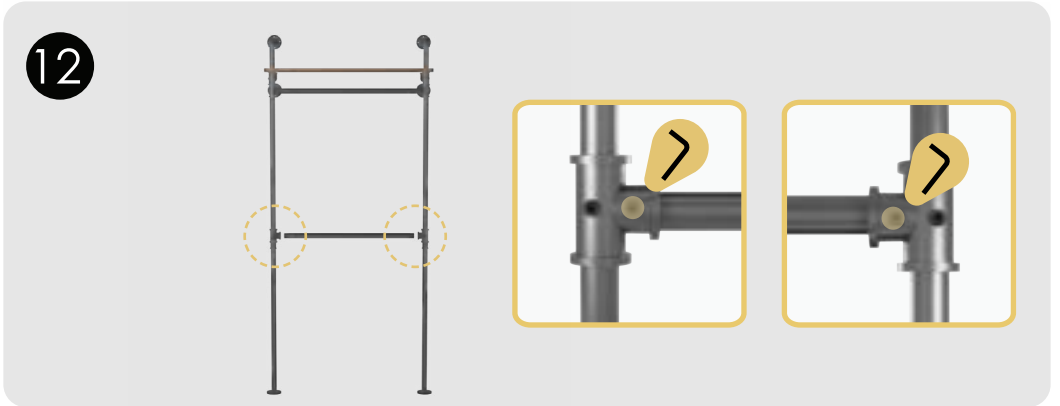

**B2**



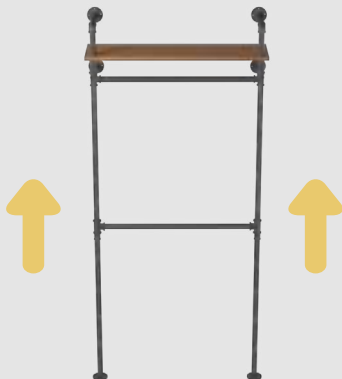
10



= **L1**

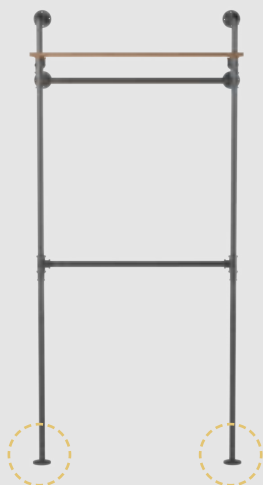


15



X 16

16



Zum Schluss Stange "A fitting" ein wenig herausdrehen und gegen den Boden zu verspannen. Damit erhält man eine zusätzliche Stabilität und gleicht Unebenheiten im Boden aus./

Finally, unscrew rod "A fitting" a little and brace it against the floor. This provides additional stability and compensates for unevenness in the floor.



X 2



### Wichtige Hinweise Important notes

**Nur zur Nutzung als  
Kleiderstangededacht.**

*Intended only for use as a  
clothes rail.*

**max. Belastung pro Boden 20 kg,  
max. Belastung pro Querstange 30kg.**

**Nur an tragfähigen Wänden  
montieren ggf. prüfen.**

*max. load per shelf 20 kg, max. load  
per horizontal pipe 30 kg.*

*Only mount on load-bearing walls,  
check if necessary*

**Bei unsachgemäßer Nutzung über-  
nimmt SaleLab GmbH  
keine Haftung oder sonstige Verant-  
wortung für Sach- oder Personen-  
schäden.**

*SaleLab GmbH assumes no  
liability or other responsibility for  
property damage or  
personal injury resulting from  
improper use.*



**Viel Spaß mit deinem  
pamo.-Produkt!  
Enjoy your pamo.-product!**

**Kontakt / contact**

**Wir helfen Dir gerne:**

**We are happy to help you:**

**EU**

 [support@pamo-design.de](mailto:support@pamo-design.de)

 [www.pamo-design.de](http://www.pamo-design.de)

**US**

 [support@pamo-design.com](mailto:support@pamo-design.com)

 [www.pamo-design.com](http://www.pamo-design.com)

**pamo.**

**Europe**

SaleLab GmbH | Haydnstraße 28  
88284 Wolpertswende | DE

**USA**

SaleLab Inc | 444 Brickell Avenue  
Suite 700 | Miami, FL 33131 | USA