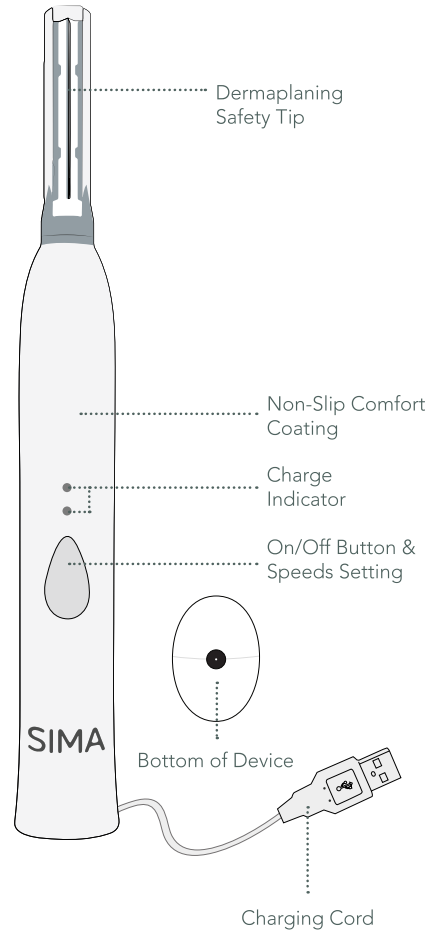
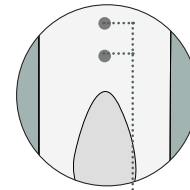
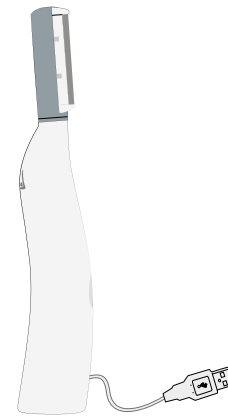




A Closer Look



Charging



Charge Indicator Lights

BEFORE FIRST USE

SIMA is cordless and rechargeable. Before using for the first time, charge fully for 24 hours. SIMA can run up to 3 hours on a single charge.

CHARGING

To recharge, connect the small end of the Charging Cord into the port on the bottom of SIMA. Then connect the USB end of the charging cord into a USB port on a computer or USB wall adapter and plug into an electrical outlet. When the SIMA's battery needs charging, the bottom Power Indicator Light will flash red. When battery power runs out, SIMA will power off. As the battery charges, both Power Indicator Lights will flash red. Both Power Indicator Lights will turn solid red when the device is fully charged and ready for use. Recharge the SIMA only as needed for 8 hours. DO NOT overcharge which can shorten battery life. Disconnect the USB Cord from the power source when not charging. DO NOT charge SIMA for more than 30 continuous hours.

Usage Guide

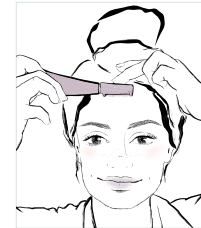


READY TO USE


*See Expert Advice on opposite side before using SIMA for the first time.



1. Before you start your SIMA Dermaplaning treatment, it is essential that you prepare your skin. Thoroughly cleanse the skin and pat dry.
2. Attach a new Dermaplaning Safety Tip prior to starting your SIMA treatment. Activate SIMA by pressing the Power Button. Select the speed, Low, Medium or High by pressing the power button multiple times. We recommend starting on Low for the first time.

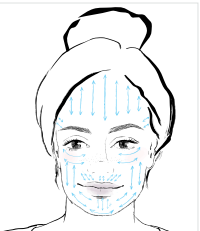


3. While holding your skin taut with the opposite hand, start at the top of your forehead and begin making short, feathery, gliding strokes as you work down and across the face and neck. For best results, glide over skin in a treatment area 1-3 times positioning SIMA at a 45° angle. DO NOT use SIMA over raised imperfections (including raised moles or acne) the eyelid, directly on the nose or on the lips.




4. When finished your treatment, deactivate SIMA by pressing the power button a 4th time after high speed. Apply a hydrating serum or moisturizer to lock in benefits and soothe skin.

Expert Advice



Dermaplaning removes unwanted hair and exfoliates your skin at the same time.

1. What's the best way to use SIMA?



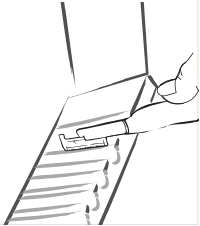
The best way to use SIMA is to hold SIMA at a 45° angle and use short, feathery, gliding motions going in a downward direction. Always remember to hold your skin taut with your opposite hand for best results.

2. Is SIMA for just the face?

SIMA is designed to be used on both the face and neck.

It is not recommended that you use SIMA on any raised imperfections, the eye socket, nose and lips. Do not use over active acne or raised moles.

3. Attaching and removing Dermaplaning Safety Tips.



To remove a Dermaplaning Tip, with the device powered off, use the handle to place the blade inside the case until you hear a click and slide the device back so the used blade stays inside the case. Another way of removing the blade is to place the bottom edge of the blade against a table and pull the handle downward so the blade slides off.

To attach a new Dermaplaning Tip, with the Dermaplaning Tip still in the case, slide the device handle through the opening in the case along the tracks until it “clicks” into place.

Expert Advice

4. **Dermaplaning Tips are single-use.** Using a fresh Dermaplaning Tip each time helps to protect the healthy look and feel of your skin while ensuring the best possible result.
5. **How often do I use SIMA?** It is ideal to use SIMA 1 time per week. Remember to use a fresh safety tip with each use.
6. **Proper sun protection is necessary with SIMA.** SIMA is a rejuvenating exfoliating treatment and removes a dull, dead layer of skin during use. This exposes new and fresh skin. It is important to take precaution with sun exposure before and after treatments.

Warnings & Warranty

Warnings:

1. SIMA is to be used on uncompromised treatment areas. Avoid use in treatment areas where any of the following is present; any area that was recently treated with chemical peels or lasers, over raised areas of skin such as lesions, moles, acne, and skin tags. Avoid treatment areas where cancer is present or suspected to be present. DO NOT use over compromised skin. Compromised skin may include but is not limited to sunburns, areas of healing, blisters, Rosacea, Psoriasis, abrasions, cuts and acne.
2. SIMA is specifically designed for use on the face and neck. DO NOT use over raised skin imperfections, in the eye socket area, over the nose or lips.
3. After an exfoliation treatment, it is normal to feel a slight tingling sensation. This sensation usually subsides after an hour or two. If you feel any burning, irritation or uncomfortable sensation, discontinue use and consult a physician.
4. If you have any medical concerns about using SIMA, please consult your dermatologist before use.

Email Customer Service at
customerservice@spasciences.com

© 2022 Spa Sciences. All rights reserved.

Warnings & Warranty

5. SIMA is not to be used on children. Children should not play with the device.
6. If any of the components are damaged (SIMA Device Handle, Dermaplaning Tips, USB Cord), **DO NOT** use. **DO NOT** attempt to open or service components. Email Spa Sciences customer services at customerservice@spasciences.com.
7. All Dermaplaning Tips are single-use. Do not reuse or share tips for sanitary reasons.
8. SIMA is intended only for use described in the Operating Manual. Email Spa Sciences at customerservice@spasciences.com with any questions.
9. **DO NOT** use or store SIMA anywhere that it can fall or be dropped into water. If the SIMA Device Handle, USB Cord falls into water, **DO NOT** reach for it as electrocution may occur. **IMMEDIATELY**, unplug from the wall. Before charging always check to make sure all components are free from water.
10. Only use the supplied USB Cord to charge your SIMA Device Handle.

Radio and TV Interference Regulations. This product has been tested and found to comply with the limits for a Class B digital device pursuant to Part 15 of the FCC Rules. These limits are designed to provide reasonable protection against harmful interference in a residential installation. This product generates, uses and can radiate radio frequency (RF) energy and, if not installed and used in accordance with the instructions may cause harmful interference to radio communications devices (such as televisions, baby monitors, cordless phones, etc). However, there is no guarantee that RF interference will not occur in a particular installation. If this product does cause harmful interference to radio or television reception, which can be determined by turning the product off and on, the user is encouraged to try to correct the interference by one or more of the following measures:

- Reorient or relocate the receiving antennae of the other radio communications device
- Move the equipment farther away from the radio or tv
- Connect the product into an outlet on a circuit different from that to which the other device is connected
- Consult the manufacturer's customer service or an experienced radio/tv technician for more suggestions.

Warranty:

Your warranty is not effective unless you register the Product within 90 days of purchase. To register go online to www.warrantyspasciences.com and complete the information required for registration.

For a period of one (1) year from the date of purchase, Spa Sciences (the “Company”) warrants the SIMA At Home Sonic Dermaplaning Tool (the “Product”) against damage, defects or failure resulting from ordinary consumer use under normal home conditions according to the instructions included with the Product (a “Covered Defect”). This warranty DOES NOT include damage, defects or failure caused by misuse or improper care of the Product; impact or insertion of foreign objects into or on the Product; application of harmful chemicals or abrasives to the Product; failure to follow manufacturer's instructions; normal wear and tear; alteration or overuse of the Product; or any professional or commercial use of the Product. If there is a Covered Defect during the one (1) year warranty period the Company agrees to exchange the Product with a new equivalent Product. This is the sole remedy available for breach of this limited warranty. Any claim for breach of this limited warranty must be commenced within one (1) year following the original purchase. This limited warranty applies only to a purchase of the Product from or an authorized reseller, is valid for the original end user of the Product only and cannot be transferred under any circumstances.

THE PROVISIONS OF THE FOREGOING WARRANTIES ARE IN LIEU OF ANY OTHER WARRANTY, WHETHER EXPRESS OR IMPLIED, WRITTEN OR ORAL (INCLUDING ANY WARRANTY OF MERCHANTABILITY OR FITNESS FOR A PARTICULAR PURPOSE). IN NO EVENT SHALL THE COMPANY BE LIABLE FOR ANY SPECIAL, INCIDENTAL, CONSEQUENTIAL, PUNITIVE, OR INDIRECT DAMAGES BASED UPON ANY LEGAL THEORY. SOME STATES DO NOT ALLOW LIMITS ON WARRANTIES, OR ON REMEDIES FOR BREACH IN CERTAIN TRANSACTIONS. IF APPLICABLE LAW DOES NOT PERMIT THE DISCLAIMER OF IMPLIED WARRANTIES, THEN THE DURATION OF SUCH IMPLIED WARRANTIES, ARE EXPRESSLY LIMITED TO THE DURATION OF THE EXPRESS LIMITED WARRANTY SET FORTH HEREIN.

Additional Info

Entire operating instructions including safety, care and warranty information is available at www.spasciences.com/products/sima or hover camera over the QR CODE.
NO APP NEEDED

