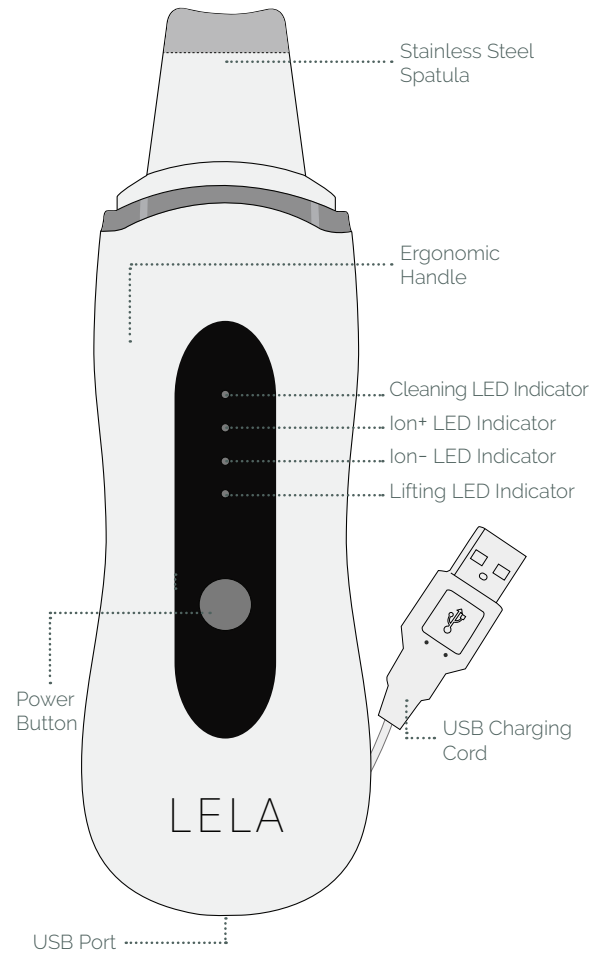




A Closer Look



Charging

BEFORE FIRST USE

LELA is cordless and rechargeable. Before use, charge fully for 12 hours, even if the indicator light has changed color. LELA can run up to 3 hours on a single charge.

CHARGING

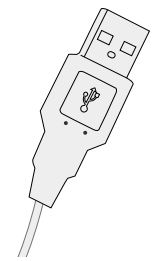
To recharge, insert the included USB Cord into the port on the side of the LELA. Then connect the USB end of the charging cord to a USB port of a computer or a USB wall adapter and then plug into an electrical outlet. As the LELA charges the white lights will illuminate from bottom to top. All of the white lights will be solid white once it is fully charged. Please be sure to allow the LELA to charge for the full 12 hours, even if the white lights are solid before the 12 hours. Allow it to charge for the full 12 hours. Recharge the LELA only as needed and up to 12 hours only. DO NOT overcharge, which can shorten the battery life. Disconnect the Charging Cord when not charging the device. LELA should be powered OFF while charging. Do not charge LELA for more than 24 hours.

AUTOMATIC SHUT OFF

Please keep in mind that the device will shut off automatically after 15 minutes of continuous use.

HIGH FREQUENCY

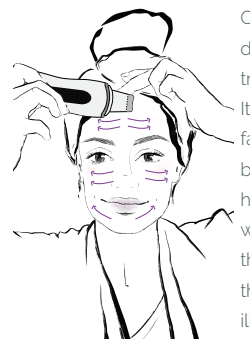
Please note that the High Frequency of the LELA may be uncomfortable to pets ears. Keep pets away while using LELA.



Usage Guide

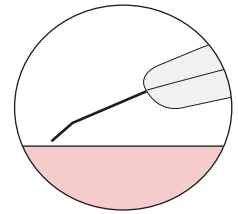
READY TO USE:

Once you have fully charged your LELA device you can proceed with your treatment. It is recommended that you wash your face with cleanser and warm water before proceeding with LELA. Pull your hair back and away from your face as well. Remove the cap. Press and hold the Power button for 2 seconds to power the device ON - all 4 white lights will be illuminated. Glide device gently over face and neck, for all 4 treatment modes, while applying gentle pressure in the directions shown to the left.



CLEANING:

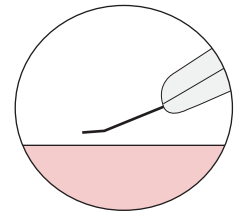
Press the power button one more time, after Powering On, and this will start at the Cleaning Treatment. Dab your face with water and ensure your face is moist for this treatment. Position spatula with the tip angled down at a 45-degree angle, and hold skin taut with finger from the opposite hand. The high frequency vibrations use the water to push out what is in your pores. This deep cleaning is painless and effortless!



Proper spatula direction for CLEANING and ION + modes

ION+:

Press the button once more and you will perform the Ion+ treatment. Ion+ Treatment removes the dirt and debris from your skin at a particle level



Proper spatula direction for LIFTING and ION - modes

Usage Guide

after the Cleaning Treatment has been complete. Make sure that you always keep your face moist with warm water when performing this treatment. Tip is angled down, as it is for the Cleaning Treatment.

Wipe the LELA clean as needed throughout your treatment as visible particles debris from your pores will build upon the spatula.

ION-:

Press the button once more and you reach the Ion- Treatment. Apply your serums/cream or moisturizers to your skin. Turn over your LELA so the tip faces out, away from your skin, using the opposite side you used from the Cleaning & Ion+ modes. The negatively charged LELA will help to push your products about 3-5 cm into the skin for maximum benefits of your products. Glide your LELA slowly across your face and neck, making multiple passes, maximizing the product infusion into your skin.

LIFTING:

To tighten and lift your skin, press the Power button a fourth time and your white light should be on 'Lifting'. Place the device on your skin with the tip facing up and away from your skin, using the same side you used in the Ion- mode. Glide your LELA slowly and making multiple passes over the same area to help enhance the lifting and tighten effect that the EMS provides to your skin.

Use the Lifting modality, alone or in combination with the other functions of the LELA. The EMS (Electro-Muscle Stimulation) technology helps tighten and lift your skin for a tighter more youthful appearance.

Usage Guide

CLEANING OF THE SPATULA:

You may wipe your LELA's Stainless Steel Spatula at the end of your treatment with a microfiber cloth. Use exclusively non abrasive cleaning liquids such as warm water, mild dish soap, or a solution with part of distilled white vinegar or alcohol. Always spot test before using on the whole Spatula. NEVER submerge the whole device/handle in any liquid. NEVER use steel wool, bleach, scouring powders or ammonia. In the long run hard water can also leave spots or streaks.

QUICK TIPS TO OPTIMIZE YOUR RESULTS WITH LELA:

1. LELA is equipped with Sonic Technology and a Medical-Grade Stainless Steel Treatment Spatula for Face and Body Treatments designed to replicate the spiral kneading action of an Esthetician's fingers.
2. The Sonic Technology has more than 30,000 movements per minute that gently massages, tones your skin and increases circulation.

IMPORTANT:

DO NOT dig the corners of the LELA into your skin as this can damage your skin causing redness. Use the LELA only on uncompromised treatment areas. Avoid use in treatment areas where any of the following is present: any area that was recently treated with chemical peels or lasers, over raised areas of skin such as lesions, moles, acne, and skin tags. Avoid treatment areas where cancer is present or suspected to be present. DO NOT use over compromised skin. Compromised skin may include but is not limited to sunburns, areas of healing, blisters, Rosacea, psoriasis, abrasions, cuts and acne.

Warnings & Warranty

BASIC SAFETY PRECAUTIONS.

When using electrical products, especially when children are present, basic safety precautions should always be taken. IF YOU THINK THE POWER IS OFF WHEN THE SWITCH IS OFF, YOU ARE WRONG. If the plug is in, the power is on. Unplug electrical appliances when you are not using them.

DANGERS.

To reduce the risk of electrocution: DO NOT get the Product or Charging Cable wet or immerse in water. Keep this product away from open flame or flammable aerosol products. The Device is not suitable for use in the presence of a flammable anesthetic mixture with air or oxygen or nitrous oxide.

WARNINGS.

To reduce the risk of burns, electrocution, fire or injury to persons: Close supervision is necessary when this Product is used by, on, or near children or physically challenged persons. Use this product only for its intended use as described in this User Guide. DO NOT use this product where oxygen is being administered. The product has no serviceable parts. Never attempt to open the Device Handle for any reason. DO NOT disassemble, heat above 600 C (1400F) or incinerate.

IMPORTANT CAUTIONS.

This is not a medical Device and is not intended to treat medical conditions. If you are under a doctor's care for any skin condition, if you think you may have a skin condition or if you have very sensitive skin, consult your physician before using this product. This product uses magnets which may affect internal medical devices such as pacemakers. Keep away from internal medical devices. This Device is electrical and contains small parts. Keep out of reach of children. THIS PRODUCT IS NOT DESIGNED OR INTENDED PRIMARILY FOR CHILDREN 12 YEARS OF AGE OR YOUNGER.

If you have any medical concerns about using LELA, please consult your dermatologist before use.

If any of the components are damaged (LELA Device Handle, or USB Charging Cord) DO NOT use. DO NOT attempt to open or service components. Email Spa Sciences Customer Service at customerservice@spasciences.com

Email Customer Service at
customerservice@spasciences.com

© 2020 Spa Sciences. All rights reserved.

Warnings & Warranty

Warranty:

Your warranty is not effective unless you register the Product within 90 days of purchase. To register go online to www.warrantyspasciences.com and complete the information required for registration.

For a period of TWO (2) years from the date of purchase, Spa Sciences LP (the "Company") warrants the LELA Skin Spatula For Deep Cleansing, Blackhead & Pore Extraction And Lifting System (the "Product") against damage, defects or failure resulting from ordinary consumer use under normal home conditions according to the instructions included with the Product (a "Covered Defect"). This warranty DOES NOT include damage, defects or failure caused by misuse or improper care of the Product; impact or insertion of foreign objects into or on the Product; application of harmful chemicals or abrasives to the Product; failure to follow manufacturer's instructions; normal wear and tear; alteration or overuse of the Product; or any professional or commercial use of the Product. If there is a Covered Defect during the two (2) years warranty period the Company agrees to exchange the Product with a new equivalent Product. This is the sole remedy available for breach of this limited warranty. Any claim for breach of this limited warranty must be commenced within two (2) years following the original purchase. This limited warranty applies only to a purchase of the Product from an authorized reseller, is valid for the original end user of the Product only and cannot be transferred under any circumstances.

THE PROVISIONS OF THE FOREGOING WARRANTIES ARE IN LIEU OF ANY OTHER WARRANTY, WHETHER EXPRESS OR IMPLIED, WRITTEN OR ORAL (INCLUDING ANY WARRANTY OF MERCHANTABILITY OR FITNESS FOR A PARTICULAR PURPOSE). IN NO EVENT SHALL THE COMPANY BE LIABLE FOR ANY SPECIAL, INCIDENTAL, CONSEQUENTIAL, PUNITIVE, OR INDIRECT DAMAGES BASED UPON ANY LEGAL THEORY. SOME STATES DO NOT ALLOW LIMITS ON WARRANTIES, OR ON REMEDIES FOR BREACH IN CERTAIN TRANSACTIONS. IF APPLICABLE LAW DOES NOT PERMIT THE DISCLAIMER OF IMPLIED WARRANTIES, THEN THE DURATION OF SUCH IMPLIED WARRANTIES, ARE EXPRESSLY LIMITED TO THE DURATION OF THE EXPRESS LIMITED WARRANTY SET FORTH HEREIN.

Additional Info

The entire operating manual including safety, care and warranty information is available at
www.llemanual.com