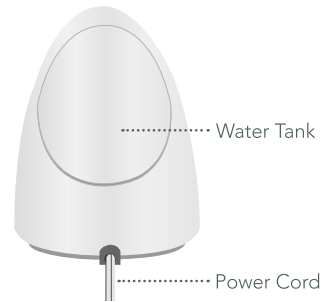


A Closer Look



BACK VIEW:



ALSO INCLUDED:



3 Essential Oil Filters

Usage Guide

IMPORTANT: Before using CIRRA Nano Steamer you must fill its water tank.

FILLING INSTRUCTIONS:

Step 1 : Place the device on a flat and sturdy surface, and locate the water tank on the back of the unit. (fig. 1)

Step 2 : Lift the tank off the back of the unit. (fig. 2)

Step 3 : Undo the screw top of the water tank. Add distilled or purified water. (fig. 3)

Step 4 : Once filled, replace the screw top and put the water tank back into the unit by sliding it down into place. (fig. 4)



Figure 1




Figure 2



Figure 3




Figure 4

OPERATION INSTRUCTIONS:

1. Plug the power cord into a household power outlet.
2. Steam will begin to release after 20 seconds of powering ON the unit. Do not overfill the device, as this may cause water droplets to spill.
3. To ensure the steam covers the entire face, keep the device nozzle 8 inches away from the face. When the amount of water is depleted, the steam will weaken; when the water in the tank is used up, the steam will stop. If you still want to use it, turn it off, and wait for a cooling period of 10 minutes before refilling. Once you are done using CIRRA, turn it off and store it once the device has cooled down.

Usage Guide

4. After Steaming:

Press the power button to turn OFF the steamer. Follow with pore extraction (MIO, LELA, BELLA) or continue with normal skincare routine.

OPTIONAL FEATURE - AROMATHERAPY:

Use the optional Essential oil filters for aromatherapy benefits. Apply 1-3 drops of essential oil onto the filter and insert the filter on the nozzle, while the device is OFF. Do not touch nozzle while steam is released.

REGULAR CLEANING AND MAINTENANCE:

After each use, please be sure to empty the residual water in the tank, otherwise the device may produce odor.

1. Cool the product for at least ten minutes
2. Unplug the power plug, drain the remaining water in the tank, wipe water on the surface of the product.
3. Wipe down the outside of the unit as needed.

Usage Guide

1. After use, let the device completely cool down before pouring out water. Hold the device while pouring water out.
2. Use only distilled water or purified water, otherwise it may result in equipment failure or even burns.
3. Do not touch the steam when operating CIRRA. Keep the face and hand away from the nozzle edge at least 8 inches.
4. Do not lift, shake or move the product during use or within 10 minutes after use, as this may cause hot water to spill or unexpected steam to be released.
5. Lay this product in a flat place while using, do not hold it in your hands.
6. Do not move the product during use or within 10 minutes after use, because there will still be steam release after the power is turned off.
7. Do not attempt to drain the device while in use, hot, or before the 10-minute cool-down period has ended.
8. Please handle the package of this product properly to avoid accidental suffocation of children, please store it to a place where the children can't reach.

TIPS FOR SKIN CARE

1. Do not overuse, excessive use may over soften the pores.
2. Do not use more than 2 times a day, each time not more than 10 minutes, normal skin use 3-5 times a week at most, sensitive skin once a week.
3. If skin discomfort occurs during steam, stop using CIRRA immediately.

Warning & Caution

To ensure proper operation of this appliance, please read carefully all the safety precaution before use. The safety precaution is provided to help you with the correct and safe operation of the appliance so that you may avoid injuries to yourself and as well as damage to property. The safety instructions define as follows.

1. Do not use this product near water baths, wash basins or other moist items.
2. This product should not be used by persons who are insensitive to heat, otherwise, it may result in burns or scalds.
3. Immediately stop using it if you experience any pain or abnormalities on your skin or sensitivity.
4. The following people should not use this appliance:
 - a. Women who are pregnant on in a menstrual period, as it may cause skin problems due to hormone imbalance.
 - b. People who have allergies, skin diseases, dermatitis, skin allergies and severe sunburn.
 - c. People with skin problems, like eczema or swelling.
 - d. People who are recovering after operation.
5. Do not touch any metal parts of the power plug while connecting the power plug to avoid accidents.
6. Please unplug the plug after use otherwise it may lead to accidents or personal injury.
7. When not using this product, please turn off the power and unplug the power plug, otherwise it may lead to fire hazards.
8. Please use the rated voltage and insure that the plug is fully inserted while using this product otherwise it may cause electric shock.
9. Do not pull or insert the plug with wet hands, as it may cause electric shock or short circuit.
10. Do not use or store the product in a bathroom or in a wet room, as this may result in electric shock or short circuit.
11. Do not allow children to use this product or lick the power cord connector otherwise it may cause burns or electric shock.
12. Do not use this product near flammable materials (e.g. alcohol, gasoline, nail polish/remover).

Warnings & Warranty

BASIC SAFETY PRECAUTIONS.

When using electrical products, especially when children are present, basic safety precautions should always be taken. IF YOU THINK THE POWER IS OFF WHEN THE SWITCH IS OFF. YOU ARE WRONG. If the plug is in, the power is on. Unplug electrical appliances when you are not using them.

DANGERS.

To reduce the risk of electrocution: DO NOT get the Product or Charging Cable wet or immerse in water. Keep this product away from open flame or flammable aerosol products. The Device is not suitable for use in the presence of a flammable anesthetic mixture with air or oxygen or nitrous oxide.

WARNINGS.

To reduce the risk of burns, electrocution, fire or injury to persons: Close supervision is necessary when this product is used by, on, or near children or physically challenged persons. Use this product only for its intended use as described in this User Guide. DO NOT use this product where oxygen is being administered. The product has no serviceable parts. Never attempt to open the Device Handle for any reason. DO NOT disassemble, heat above 600°C (1400°F) or incinerate.

IMPORTANT CAUTIONS.

This is not a medical device and is not intended to treat medical conditions. If you are under a doctor's care for any skin condition. If you think you may have a skin condition or if you have very sensitive skin, consult your physician before using this product. Keep away from internal medical devices. This Device is electrical and contains small parts. Keep out of reach of children. THIS PRODUCT IS NOT DESIGNED OR INTENDED PRIMARILY FOR CHILDREN 12 YEARS OF AGE OR YOUNGER.

If you have any medical concerns about using CIRRA, please consult your dermatologist before use.

If any of the components are damaged (CIRRA Unit, or Power Cord) DO NOT use. DO NOT attempt to open or service components.

Email Customer Service at
customerservice@spasciences.com

© 2022 Spa Sciences. All rights reserved.

Warnings & Warranty

Warranty:

Your warranty is not effective unless you register the Product within 90 days of purchase. To register go online to www.warrantyspasciences.com and complete the information required for registration.

For a period of one (1) year from the date of purchase, Spa Sciences LP (the "Company") warrants the CIRRA Nano Ionic Facial Steamer (the "Product") against damage, defects or failure resulting from ordinary consumer use under normal home conditions according to the instructions included with the Product (a "Covered Defect"). This warranty DOES NOT include damage, defects or failure caused by misuse or improper care of the Product; impact or insertion of foreign objects into or on the Product; application of harmful chemicals or abrasives to the Product; failure to follow manufacturer's instructions; normal wear and tear; alteration or overuse of the Product; or any professional or commercial use of the Product.

If there is a Covered Defect during the one (1) year warranty period the Company agrees to exchange the Product with a new equivalent Product. This is the sole remedy available for breach of this limited warranty. Any claim for breach of this limited warranty must be commenced within one (1) year following the original purchase. This limited warranty applies only to a purchase of the Product from an authorized reseller, is valid for the original end user of the Product only and cannot be transferred under any circumstances.

THE PROVISIONS OF THE FOREGOING WARRANTIES ARE IN LIEU OF ANY OTHER WARRANTY, WHETHER EXPRESS OR IMPLIED, WRITTEN OR ORAL (INCLUDING ANY WARRANTY OF MERCHANTABILITY OR FITNESS FOR A PARTICULAR PURPOSE). IN NO EVENT SHALL THE COMPANY BE LIABLE FOR ANY SPECIAL, INCIDENTAL, CONSEQUENTIAL, PUNITIVE, OR INDIRECT DAMAGES BASED UPON ANY LEGAL THEORY. SOME STATES DO NOT ALLOW LIMITS ON WARRANTIES, OR ON REMEDIES FOR BREACH IN CERTAIN TRANSACTIONS. IF APPLICABLE LAW DOES NOT PERMIT THE DISCLAIMER OF IMPLIED WARRANTIES, THEN THE DURATION OF SUCH IMPLIED WARRANTIES, ARE EXPRESSLY LIMITED TO THE DURATION OF THE EXPRESS LIMITED WARRANTY SET FORTH HEREIN.

Additional Info

Entire operating instructions including safety, care and warranty information is available at www.spasciences.com/products/cirra or hover camera over the QR CODE. NO APP NEEDED

