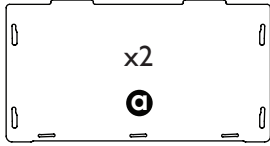
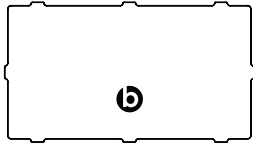


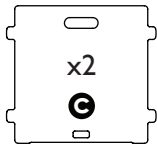
Parts



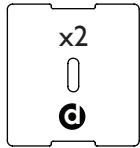
Long Side
SD004KX



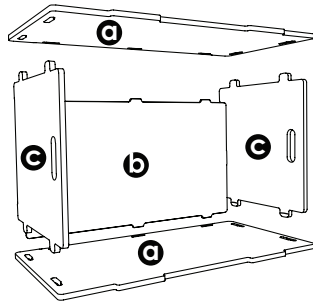
Bottom
CS009KX



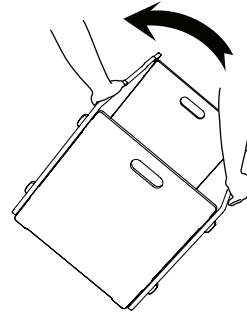
Short Side
HZ008KX



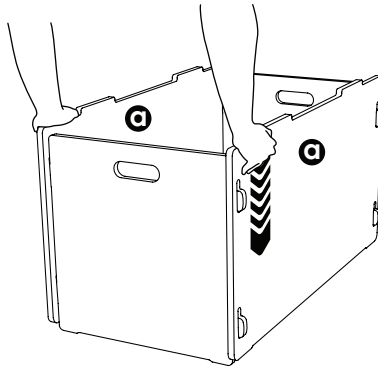
Lid
TP007KX



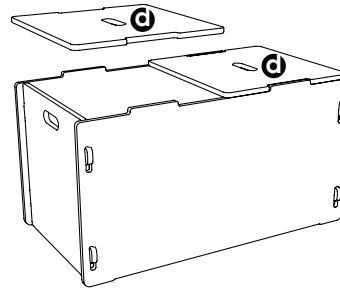
1 Lay side **a** on the ground with the slots facing up. Insert bottom **b** and ends **c**, placing other **a** on top.



2 Hold sides firmly and rotate upright.



3 Press down on each side **a** near corners to firmly lock into place.



4 Place the lids **d** on top of the toybox.

sprout

Simple. Modern. American Made.



Assembly Video

sprout-kids.com/tyba
Or talk to our customer service agent at : **(877) 765-7860**

- Adult assembly only
- Assemble completely before use
- Do not stand on toybox
- Weight capacity 200 lbs

Note: Not recommended for use as bathtub, except with imaginary water.