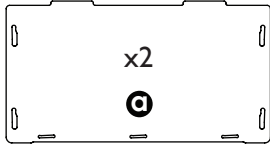
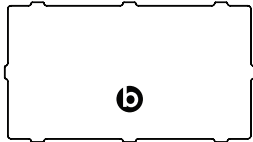


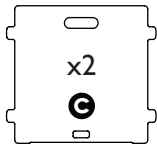
Parts



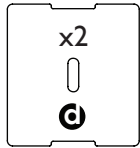
Long Side
SD004KX



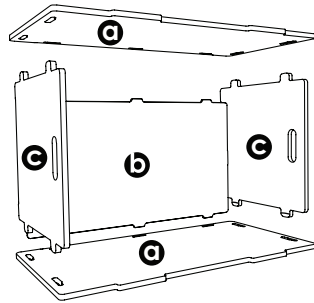
Bottom
CS009KX



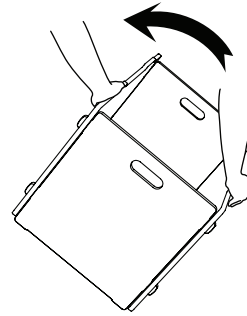
Short Side
HZ008KX



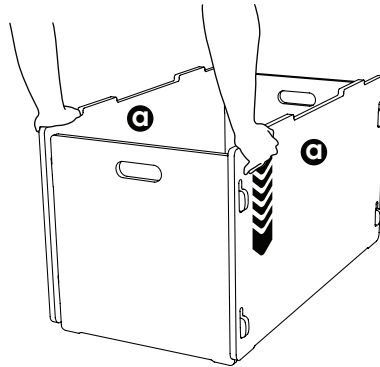
Lid
TP007KX



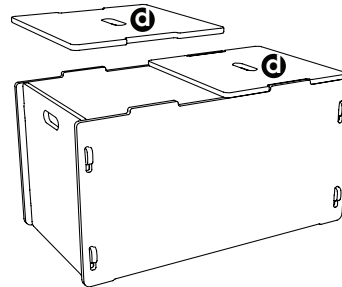
1 Lay side **a** on the ground with the slots facing up. Insert bottom **b** and ends **c**, placing other **a** on top.



2 Hold sides firmly and rotate upright.



3 Press down on each side **a** near corners to firmly lock into place.



4 Place the lids **d** on top of the toybox.







www.sprout-kids.com



sqo.so/tyba

see online assembly video & more

-  Adult assembly only
-  Assemble completely before use
-  Do not stand on toybox
-  Weight capacity 200 lbs