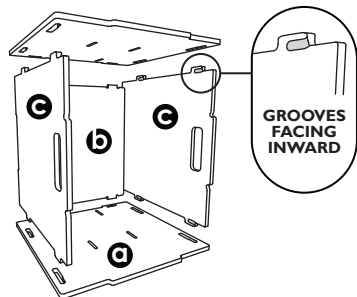
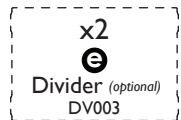
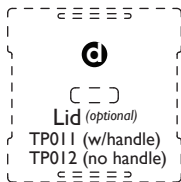
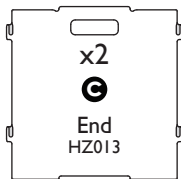
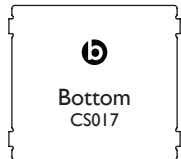
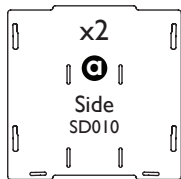
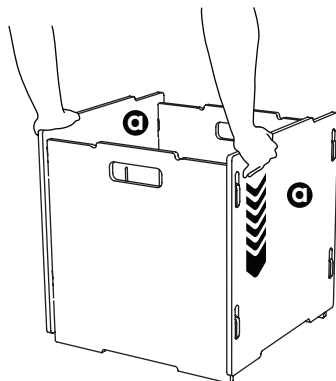


Parts



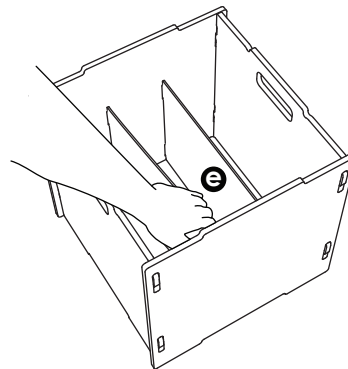
- 1 Lay side **a** on the ground with the slots facing up. Insert bottom **b** and ends **c**, placing other **a** on top.



- 3 Press down on each side **a** near corners to firmly lock into place.



- 2 Hold sides firmly and rotate upright.



- 4 Pop *optional* dividers **e** into place, as shown.



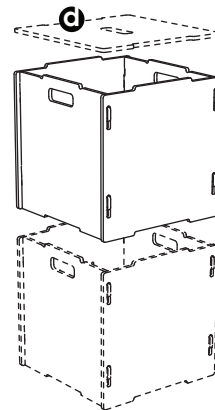
Simple. Modern. American Made.



Need Help?

Watch our Assembly Video at
sprout-kids.com/cra

Or talk to our customer service agent at:
(877) 765-7860



- ⚠ Adult assembly only
- ⚠ Assemble completely before use

Weight capacity 50 lbs