

## A-12 Series Wi-Fi Remote I/O Module

ATC remote Wi-Fi I/O Modbus module, support RTU/ASCII/TCP protocol, through the RS-485 communication port and ATC series controller to control the communication. And it also can communicate with other devices that support the Modbus RTU/ASCII protocol, host computer communication or remote command control. It also can be connected to the A-3290 Wi-Fi bidirectional remote controller directly control the output, no the need for any controller. The Wi-Fi function of the module support set up AP mode and Client mode to make the series of module work in Bus network or networking by Wi-Fi. To make the I/O points can flexible expansion.

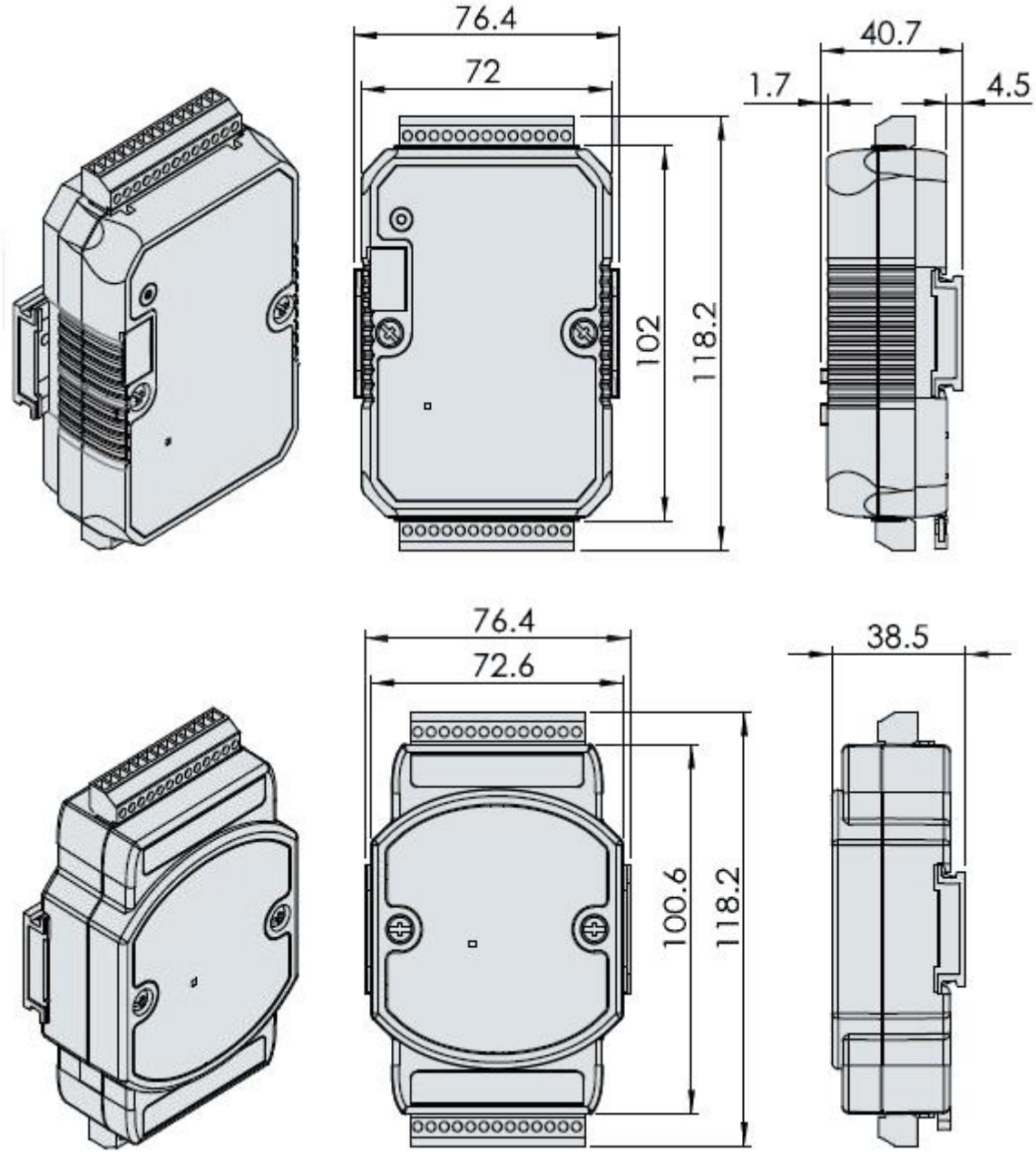


Part No.	A-1219		A-1212		A-1251	
Operation Voltage	10 ~ 30VDC/24VAC		10 ~ 30VDC/24VAC		10 ~ 30VDC/24VAC	
Inputs	4	Status Low: <1VDC Status High: >5~30VDC	2	Status Low: <1VDC Status High: >5~30VDC	16	Status Low: <1VDC Status High: >5~30VDC
Outputs	—		2, Source Transistor		—	
Continuous Current	—		10 ~ 35VDC(1A)		—	
Communication Baud Rate	2400 ~ 921600bps					
Protocol	MODBUS TCP/IP, UDP/IP ,RTU ,ASCII					
Data Bits	8 Bits					
Parity	Odd Parity / Even Parity / None					
Stop Bit	1/2 Bit					
Isolation	YES ( 5000VDC )					
Input Operating Frequency	10Hz					
Output Operating Frequency	Transistor: 10Hz					
Analog Inputs	8 ( 16 bit )		4 ( 16 bit )		—	
Analog Input Type	0/4~20mA,J,K,T,E,R,S,B, Thermistor(-270 ~ +1800℃)		2*0/4-20mA + 2*PT100/1000(-200 ~ +600℃)		—	
Analog Outputs	—		2 ( 12 bit )		—	
Analog Output Type	—		0/4-20mA		—	
Input Impedance	Current: 100Ω Voltage: 10MΩ		Current: 100Ω RTD: 10MΩ		—	
Analog Input / Output Accuracy	±0.1% / —		±0.1% / ±1%		—	
Communication Interface	WIFI + RS-485 + USB					
Channel Independent Configuration	Yes					
Sampling Rate	10 sample/second ( Total )					
CMR @ 50/60 Hz	120 dB					
Span Drift	±50 ppm/℃					
Zero Drift	±18 μV/℃					
Temperature Ranges	(PT-100:-200~+600℃) (PT-1000:-200~+600℃) (J:-210~760℃) (K:-270~1,370℃) (T:-270~400℃) (E:-270~1,000℃) (R:0~1,750℃) (S:0~1,750℃) (B:0~1,800℃) (Thermistor-10K-T2:0~100℃) (Thermistor-10K-T3:0~100℃) (Thermistor-6.8K:-10~100℃) (Thermistor-4.7K:-10~100℃) (Thermistor-3.3K:-20~100℃) (Thermistor-3K:-20~100℃) (Thermistor-2.7K:-20~100℃) (Thermistor-2.252K:-20~100℃) (Thermistor-2.1K:-30~100℃) (Thermistor-2K:-30~100℃) (Thermistor-1.5K:-40~100℃) (Thermistor-1K:-40~100℃)					
Operation Temperature	-20 to +75℃					
Degree Of Protection	IP20					
Installation	35 mm DIN rail / Flush mounting					
Dimension (W×H×D)	76.4*118.2*38.5 mm					

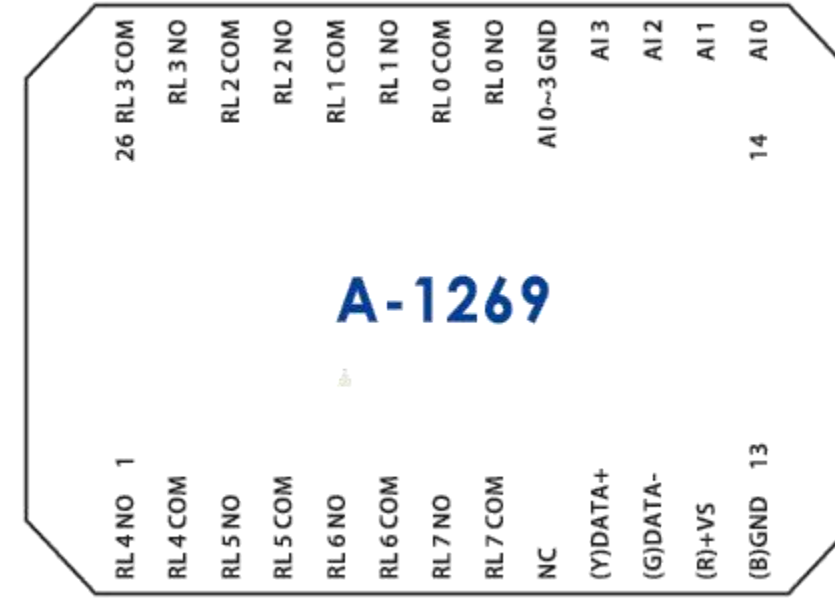
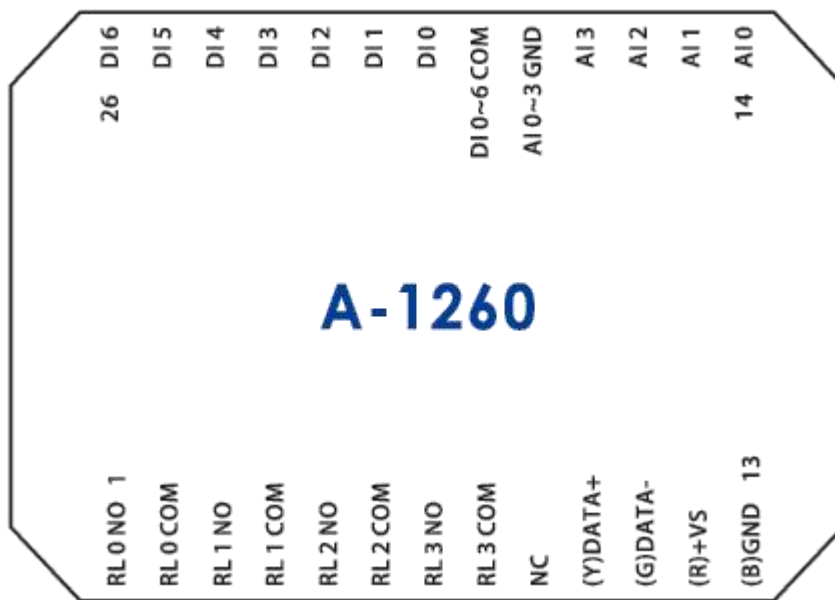

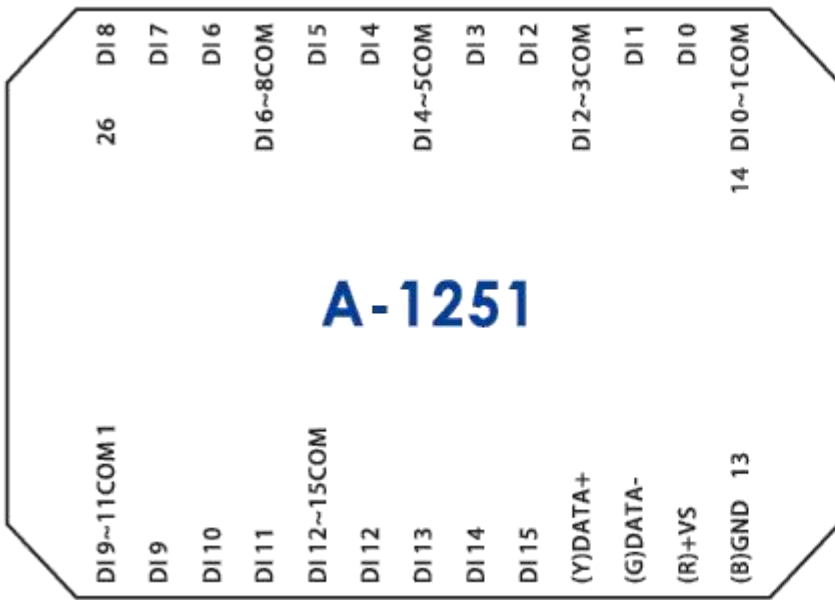
Part No.	A-1255		A-1260		A-1269
Operation Voltage	10 ~ 30VDC/24VAC		10 ~ 30VDC/24VAC		10 ~ 30VDC/24VAC
Inputs	8	Status Low: <1VDC	7	Status Low: <1VDC	—
		Status High: >5~30VDC		Status High: >5~30VDC	
Outputs	4, Motor Driver		4, Power Relay		8, Power Relay
Continuous Current	8 ~ 60VDC(1.75A)		250VAC(7A)/30VDC(7A)		250VAC(7A)/30VDC(7A)
Communication Baud Rate	2400 ~ 921600bps				
Protocol	MODBUS TCP/IP, UDP/IP ,RTU ,ASCII				
Data Bits	8 Bits				
Parity	Odd Parity / Even Parity / None				
Stop Bit	1/2 Bit				
Isolation	YES ( 5000VDC )				
Input Operating Frequency	10Hz				
Output Operating Frequency	Transistor: 10Hz				
Analog Inputs	4*(12 bit)				
Analog Input Type	0 ~ 10V				
Analog Outputs	—				
Analog Output Type	—				
Input Impedance	Voltage: 10MΩ				
Analog Input / Output Accuracy	±1% / —				
Communication Interface	WIFI + RS-485 + USB				
Channel Independent Configuration	Yes				
Sampling Rate	10 sample/second ( Total )				
CMR @ 50/60 Hz	120 dB				
Span Drift	±50 ppm/°C				
Zero Drift	±18 μV/°C				
Operation Temperature	-20 to +75°C				
Degree Of Protection	IP20				
Installation	35 mm DIN rail / Flush mounting				
Dimension ( W×H×D )	76.4*118.2*38.5 mm				


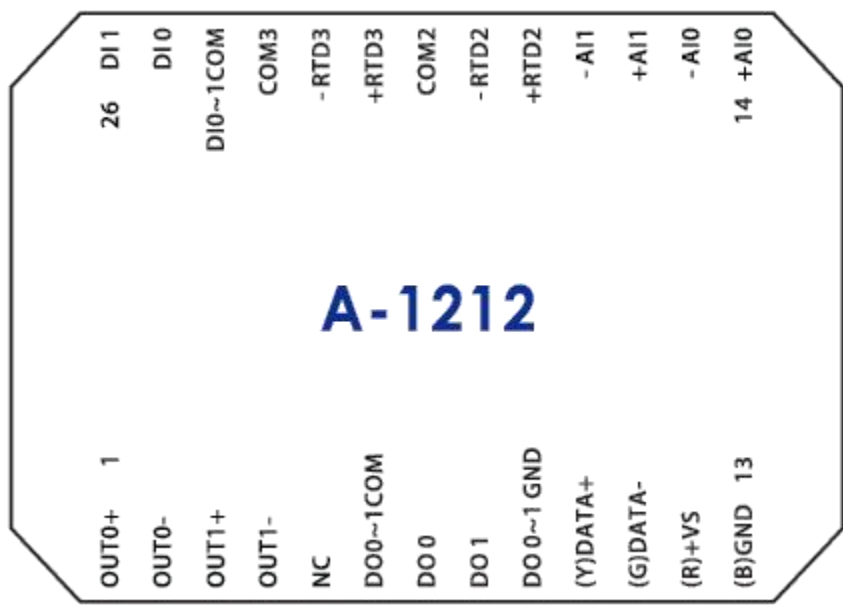


■ Dimension:

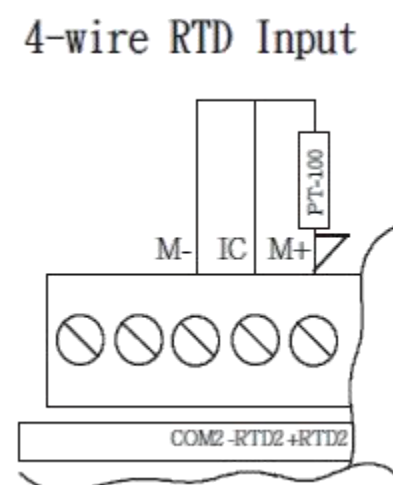
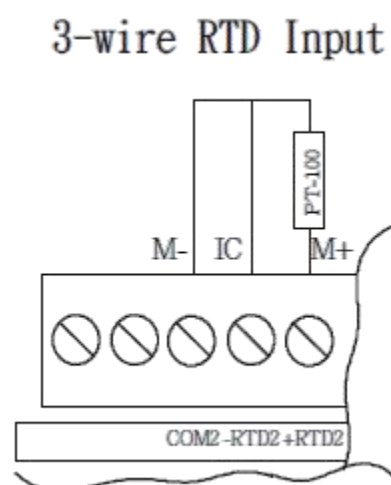
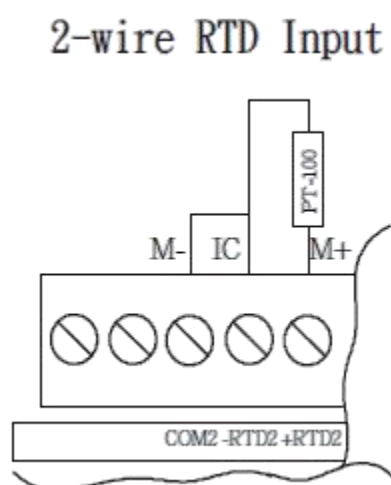
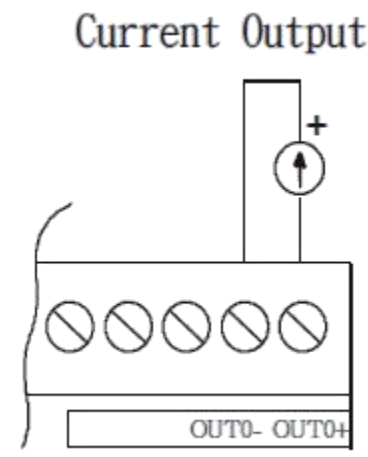
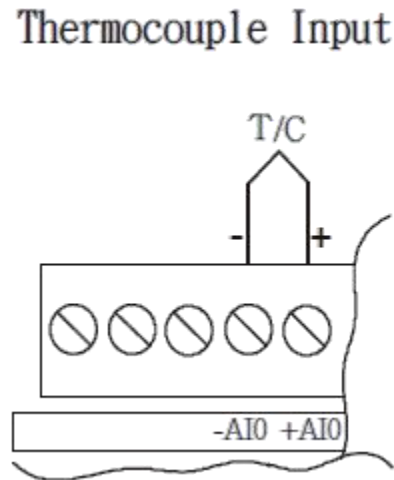
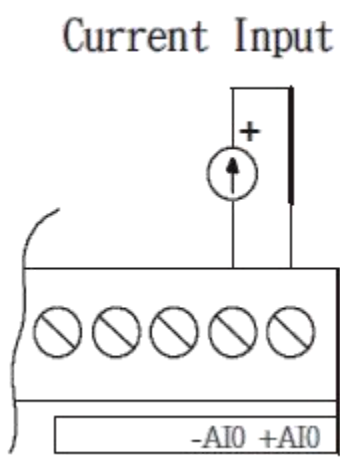
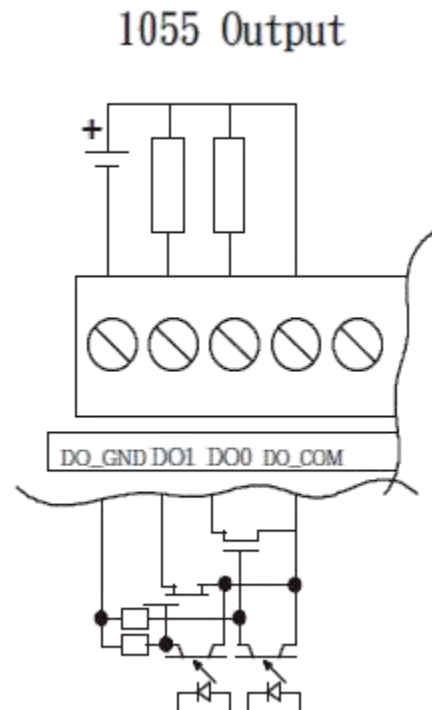
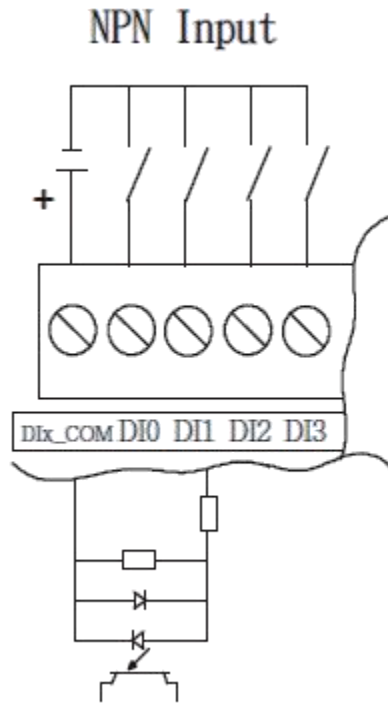
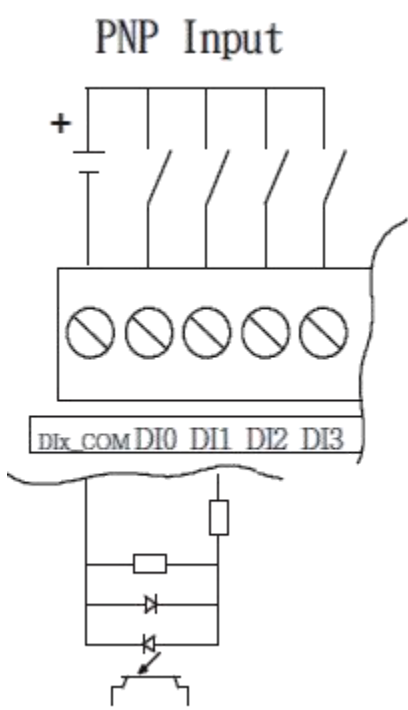


■ Pin Table:

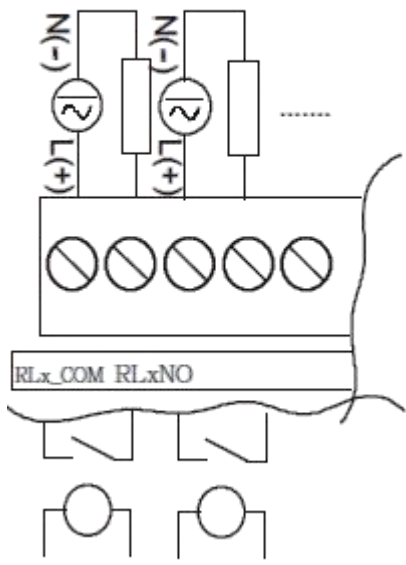




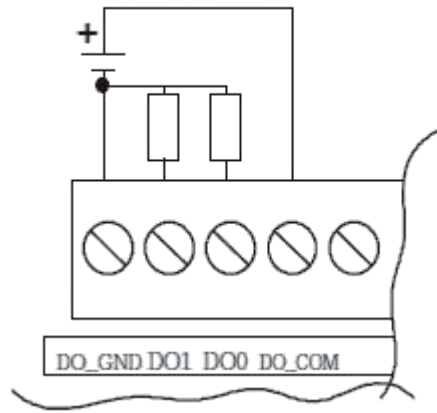
■ Wiring Diagrams & Pin Out



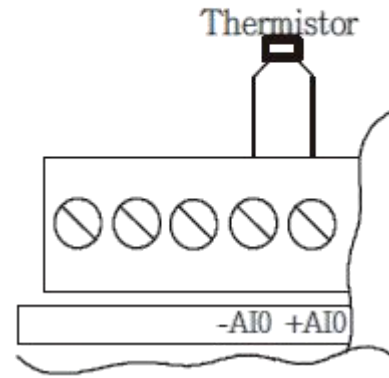
## Relay Output



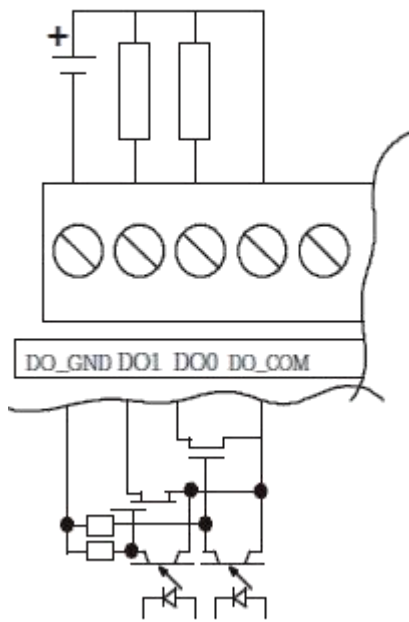
## 1055S/1012/1212 Output




## Thermistor Input



## Motor Driver Output



Distributed by:



Elecom Electronics Supply

*Design. Come True.*

Email: [info@elecomes.com](mailto:info@elecomes.com) Tel: +61390106091