

# APEX DOMUS 2 TUBULAR ADVANCE RIPPLE MATTRESS

## TO PREVENT BEDSORE



Medical grade



MDA certified



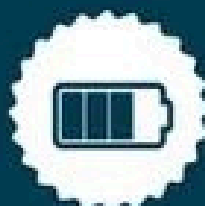
SILENT



ALTERNATING  
SYSTEM



16 VENTILATION  
HOLES SYSTEM



ENERGY  
SAVING



SAFETY  
ASSURED

**1** YEAR WARRANTY

motor pump

2 times service maintenance

**BRING HOME NOW!**



# 1

## PRESSURE RELEASE

### 1-IN-3 ALTERNATING OVERLAY SYSTEM




Inflating and deflating **every 10 minutes** between tube A, B, C  
which equals to manually turn over the patient  
on bed for **6 times in 1 hour.**

2

**PROVIDE VENTILATION  
FOR COMFORTABLE**

# 16 INTERNAL VENTILATION HOLES SYSTEM



3

## SILENT AIR PUMP WITH WEIGHT INDICATOR




**Silent** air pump helps user sleep comfortably



Optimize pressure setting **according to patient body weight**

# MEDICAL GRADE MATERIAL MORE SAFE



- ✓ Durable and comfortable material for bedridden patient
- ✓ Waterproof



5

## INTERCHANGABLE TUBULAR



Separated tubular  
providing convenient  
to exchange / repair

6

## MEDICAL GRADE MATERIAL WITH DECLARATION REPORT



Quality assurance, comes with  
SGS and ISO registration

# WHO NEED IT?



Bedridden patient



Post-operation



Bedsore



Fracture patient



- ✓ High durability & comfortability
- ✓ Weight indicator with hangers
- ✓ Waterproof mattress cover with zipper (Nylon & PU material)
- ✓ with CPR tag that enable rapid air deflation for emergencies
- ✓ 1-in-3 alternating overlay system
- ✓ Silent air pump
- ✓ Ventilation holes system to reduce the risk of skin breakage
- ✓ Medical grade mattress (Nylon / PVC material)
- ✓ Maximum patient weight up to 140kg





## DOMUS 2

## PRODUCT X

	DOMUS 2	PRODUCT X
MATTRESS COVER MATERIAL	High quality nylon / PU, w/1-way zipper	Nylon / PU, w/1- way button
VENTILATION SYSTEM	16 holes	None / 8 holes
AIRWAY OVERLAY SYSTEM	Triple channels	Dual channels
PILLOW FUNCTION	First 3 tubulars as pillow function	No pillow function
TUBULAR HOLDERS	Tubular holders on all 18 tubulars (provide better patient support)	Tubular holders on 17 tubulars
FLAME RETARDANT	Complies to California Technical Bulletin 116 & 117	Unknown
CPR TAG	YES	No
MDA Certified	YES	Unknown
WEIGHT INDICATOR	Yes	No

# DOMUS 2

## SPECIFICATION:

Model	Domus 2, Tubular
Pump Dimension	23.7 x 11.2 x 9.5 cm
Pump Weight	1.4 kg
Pump Case Material	Flame retardant ABS
Pump Supply Voltage	AC 230V, 50/60 Hz ; 120V, 60 Hz
Pump Operating Cycle	9.6 min ( 230V ) ; 8 min ( 120V )
Mattress	4" Overlay Mattress
Dimension	190 x 80 x 10.2 cm
Alternating	1 - in - 3
Cell Height	18 x 4" cells
Weight	3.8kg
Cover Material	Nylon / PU
Cell Material	Nylon / PVC
Max. Patient Weight	140kg
Flame Retardant Standards	EN597-1 & EN597-2
MDA Registration Number*	GMD25608743518A

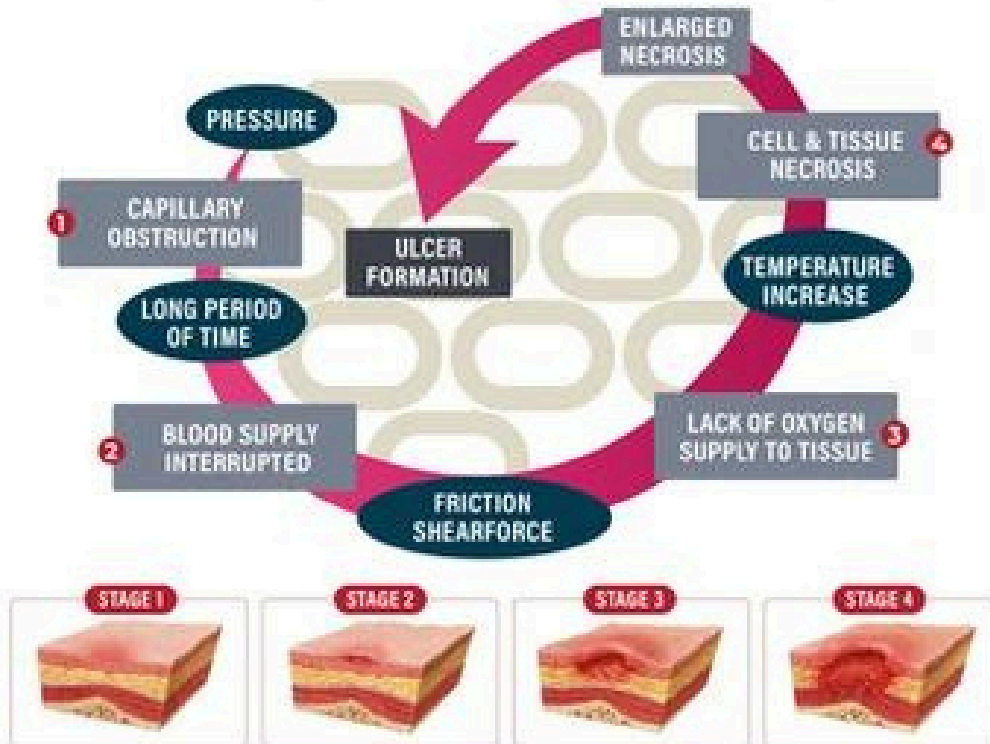


\*As per Registered under Act 737  
with Medical Device Authority Malaysia.

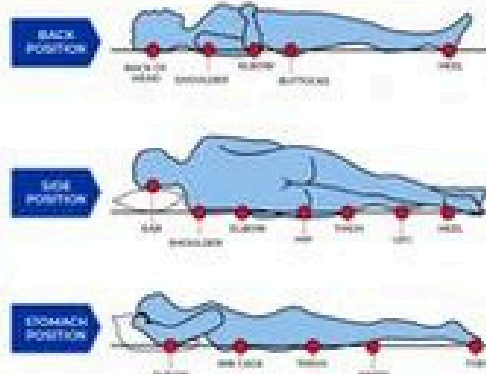


# WHY NEED **FREQUENTLY** REPOSITIONING?

## TO PREVENT BEDSORE



**OFTEN HELP  
LONG TERM BEDRIDDEN PATIENTS  
TURN OVER AND MASSAGE  
PREVENT PRESSURE  
ULCER FORMATION**



\*Disclaimer: Repositioning is essential in bedridden patient. Apes Domus 2 able to reduce the repositioning frequency. For more info, please contact our expertise customer services.

**5" HIGH** of tubular cells

Provide **Low Systemic Pressure** For  
**Better Support**



# PROVIDE VENTILATION FOR COMFORTABLE



**18 internal**  
ventilation holes system



Good  
Ventilation



Less  
Humid



Skin  
Comfort