



OPINION ESSAY LESSON PLAN: I WANT A DOG

By Darcy Pattison
c. 2015 All Rights Reserved

PROCEDURES

READ: READ THROUGH *I WANT A DOG: MY OPINION ESSAY* WITH YOUR CLASS.

ACTIVITY: GALLERY WALK OR CHAT STATIONS

Set up 8 stations pictures of the major types of dogs breeds: toy, hound, sporting, non-sporting, terrier, working, herding, miscellaneous. Or 3 stations of big, medium, and small dog breeds:

Resource: <http://www.akc.org/dog-breeds/groups/>

Sample questions:

In this group of dogs, which do you think is the fastest? Slowest? Biggest? Smallest? Loudest? Quietest? Nicest? Etc.

Resources:

Chart of Dog breeds divided into groups:

<http://www.conchokennelclub.org/Dog%20Breed%20Chart.jpg>

AKC activity about dog groups: <http://www.conchokennelclub.org/Seven%20Groups.pdf>

Alternatives:

1. At each station, include a variety of grade-level books about dogs. Students should choose a book to read later during reading time.
2. Provide a variety of line drawings of dogs and ask students to choose their favorite dog in each group and color it.
3. Read through *I WANT A CAT: MY OPINION ESSAY* with the class. Discuss how the cousins decide on different pets based on their family needs.



PREWRITING: PHOTOCOPY THE PRINTABLES.

Photocopy the printables and hand out to the class. Ask students to decide if they will write about the best cat or dog for their family. They will think about their family and what kind of dog works best for their family. Use examples from the books to explain what they should write. You can add other criteria as needed: sex, cost, family tradition, family allergies, etc.

WORD WALL:

As they work, if students ask how to spell a word, write each word on a word wall, so they'll be able to find the spelling later and others can use the same word.

ORAL STORYTELLING:

Ask students to pair up and talk about what kind of dog would be best for their family. Or lead a group discussion about the best dogs for certain family situations.

COMPUTER/TECHNOLOGY:

Ask students to go to this website and use their criteria to find suggested breeds of dogs for their family.

For dogs: www.animalplanet.com/dog-breed-selector/

For cats: www.animalplanet.com/cat-breed-selector/

OPTIONAL RESEARCH:

If desired, ask students to research several breeds of cats or dogs. They will look for information on the criteria used in the essay.

WRITE OPINION ESSAY:

Ask students to choose the three most important reasons for a choice of a dog breed.

VOCABULARY – WORDS TO KNOW

Criteria – reasons for deciding something

Dog breed – one sort of dog

Essay – a short piece of writing about one idea or topic

Opinion – what you think about something

Opinion essay – an essay that explains what you think about something



I WANT A DOG: _____'s Criteria

Big or little?

How energetic?

Needs exercise?

Needs lots of play?

A loving dog?



I WANT A DOG: _____'s Criteria



Other pets?

Easy to train?

Guard dog?

Grooming needs?

Family favorites?



I WANT A DOG: _____'s Criteria

Weather needs?

Family allergies?

Free or pay?

Boy or girl?

Other?



Dog Breeds that Might Work for My Family:

Instructions: Choose several dog breeds that might fit your criteria. Draw pictures or write about each breed. Decide which one works best for your family.



Teachers or parents: Go to this website and work through the dog breed selector tool to find possible dog breeds to fit the student's criteria: <http://www.animalplanet.com/breed-selector/dog-breeds.html>

My Opinion Essay

Words to use: Because, and, also, therefore, since, for example, for instance, in order to, in addition

Introduction: In your opinion, what dog breed is best for your family?

Reason #1: Choose one criteria and explain how it helps you decide on the best dog for your family.

Reason #2: Choose one criteria and explain how it helps you decide on the best dog for your family.

Reason #3: Choose one criteria and explain how it helps you decide on the best dog for your family.

Conclusion:



I WANT A CAT: _____'s Criteria

Active or
Lazy?

Playful or
not?

Needs
attention?

Needs
affection?

Noisy or
quiet?



--

--

--

--

--

I WANT A CAT: _____'s Criteria





Handling?

Intelligent?

Independent?

Grooming
needs?

Other pets?



I WANT A CAT: _____'s Criteria


Weather
needs?

Family
allergies?

Free or
pay?

Boy or girl?

Family
favorites?



Cat Breeds that Might Work for My Family:

Instructions: Choose several cat breeds that might fit your criteria. Draw pictures or write about each breed. Decide which one works best for your family.



Teachers or parents: Go to this website and work through the cat breed selector tool to find possible dog breeds to fit the student's criteria: <http://www.animalplanet.com/breedselector/catselectorindex.do>

My Opinion Essay

Words to use: Because, and, also, therefore, since, for example, for instance, in order to, in addition


Introduction: In your opinion, what cat breed is best for your family?

Reason #1: Choose one criteria and explain how it helps you decide on the best cat for your family.

Reason #2: Choose one criteria and explain how it helps you decide on the best cat for your family.

Reason #3: Choose one criteria and explain how it helps you decide on the best cat for your family.

Conclusion:



MY CRAZY DOG: _____'s Sensory Details


SEE

Blank space for writing sensory details related to sight.

HEAR



FEEL
(temperature
and textures)



SMELL

Blank space for writing sensory details related to smell.

TASTE

Blank space for writing sensory details related to taste.

MY CRAZY DOG: _____'s Time Line

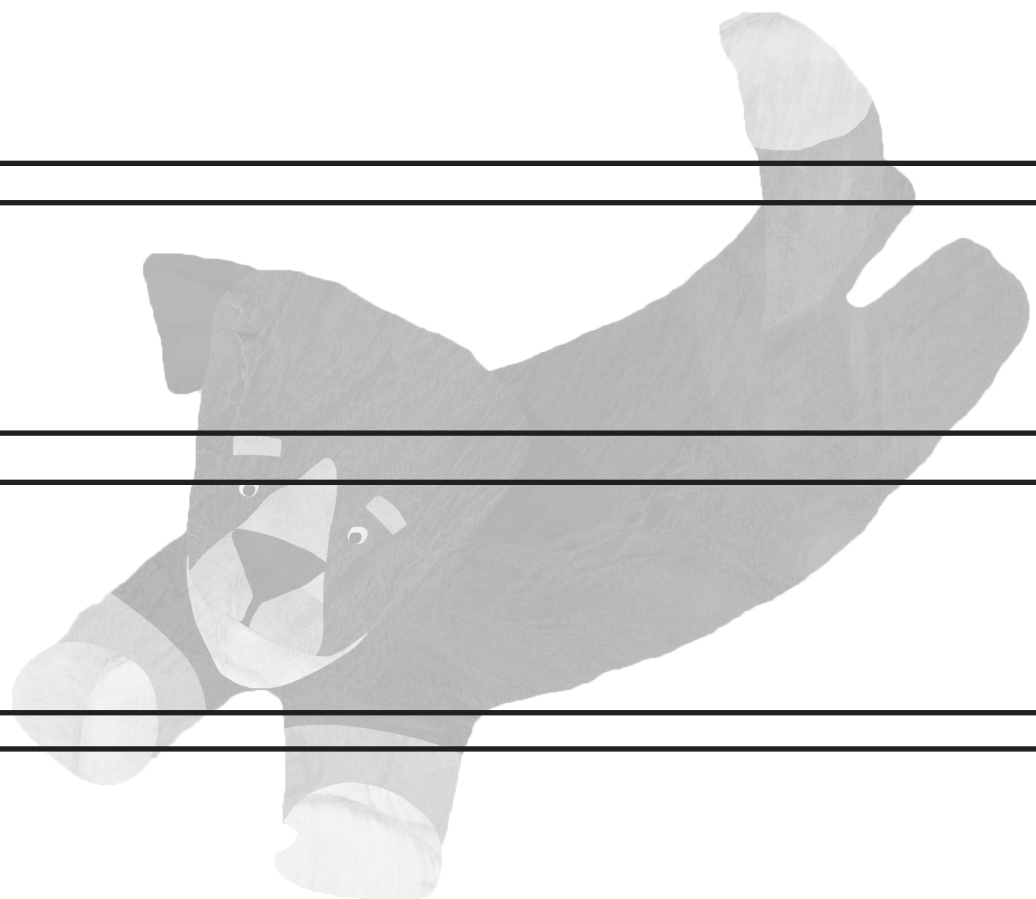
FIRST

NEXT


AFTER THAT

ALSO

FINALLY



MY CRAZY DOG: _____'s Other Notes



Draw a map of what happens.

Name _____

Instructions: Draw a map of your house, your yard, your city or wherever your story takes place. Put an X where something happens and make sure your narrative includes that part of the story.



Teachers or parents: A map may or may not work for your child's narrative. This is an optional exercise. An effective prewriting strategy is to ask child to "put a finger" on where the story starts. Then tell the story by moving around the map.

Based on MY CRAZY DOG: MY NARRATIVE ESSAY by Darcy Pattison | MimsHouse.com

My Narrative Essay

Name _____

Words to use: Because, and, also, therefore, since, for example, for instance, in order to, in addition

Introduction: Start with a sensory detail.

What happens next? Look at your time line to decide. Include some sensory details.

After that, what happened? Use interesting sensory details to tell this.

Also, this happened. Include more sensory details.

Finally, what happened at the end? Sensory details make this more exciting. Use some.



MY DIRTY DOG: _____'s Informative Essay

Narrow the topic. First list the BIG topic, then list 3 shorter or smaller topics within that topic.

What is your BIG topic?

Example: Going to the K-9 Festival

1. What is one smaller topic within the BIG topic?

Example: How to give a dog a bath.

2. What is one smaller topic within the BIG topic?

Example: Different kinds of dog breeds. Or one specific dog breed.

3. What is one smaller topic within the BIG topic?

Example: How to give a birthday party. Or, how to cook a birthday cake.



MY DIRTY DOG:

Choose a smaller topic for your essay. Write facts that you know. Research more facts until you have enough to write. For a how-to essay, this page is optional.

Facts


Dates

Numbers or
Statistics

Proper
Names

Sensory
Details

What do you see, hear, smell, taste, touch (temperature or texture)?



MY DIRTY DOG: _____'s Informative Essay

Divide your idea into logical sections. If you write a how-to informative essay, write the steps in order.

If you write an informative essay, decide on logical categories of information. For example, for a dog breed, talk about how it looks, how it behaves, the history of the dog, and your own dog. Organize your facts here.

Category 1.

Include these things:

- facts
- dates
- numbers or statistics
- Proper names
- Sensory details

Category 2.

Include these things:

- facts
- dates
- numbers or statistics
- Proper names
- Sensory details

Category 3.

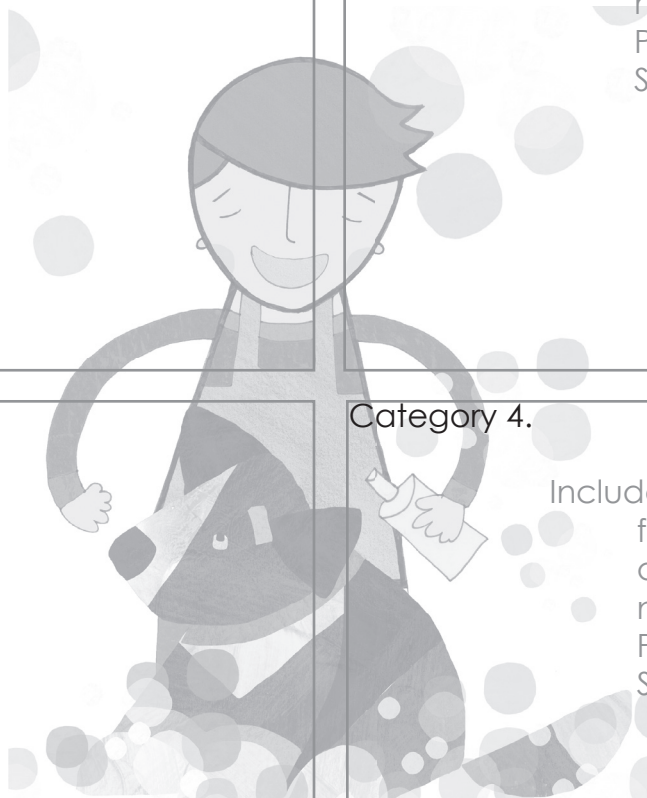
Include these things:

- facts
- dates
- numbers or statistics
- Proper names
- Sensory details

Category 4.

Include these things:

- facts
- dates
- numbers or statistics
- Proper names
- Sensory details



Draw a diagram that explains your topic.

Instructions: Draw a diagram that will help explain your topic.



Teachers or parents: A map may or may not work for your child's informative essay. This is an optional exercise.

My Informative Essay

Name _____

Words to use: Because, and, also, therefore, since, for example, for instance, in order to, in addition, next, after, before.

• Introduction: Start with an interesting or startling fact.

• How to essay: What is the first step?

• Informative essay: Write a paragraph using the facts from your first category.

• How to essay: What is the next step?

• Informative essay: Write a paragraph using the facts from your second category.

• How to essay: What is the next step?

• Informative essay: Write a paragraph using the facts from your third category.

• How to essay: What is the next step?

• Informative essay: Write a paragraph using the facts from your fourth category.

• How to essay: What is the final step?

• Informative essay: Write a paragraph concluding the topic. Include another interesting or starting fact.

