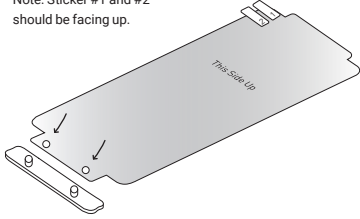


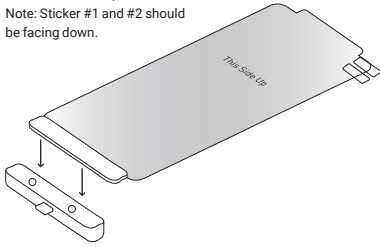
Hello.

Thank you for choosing Wildflag! To ensure a fantastic user experience, please read the following install guide carefully before applying the screen protector.

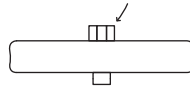
01. Clean your device screen thoroughly using the included alcohol wipes. Dry off with the micro fiber cloth.
02. Remove any remaining dust particles with the included dust removal stickers.
03. Remove the top plate from the applicator and place the screen protector into the slots.
Note: Sticker #1 and #2 should be facing up.



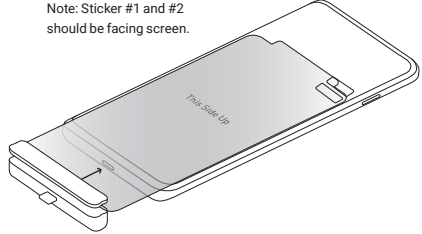
04. Put the top plate back on to secure the screen protector
Note: Sticker #1 and #2 should be facing down.



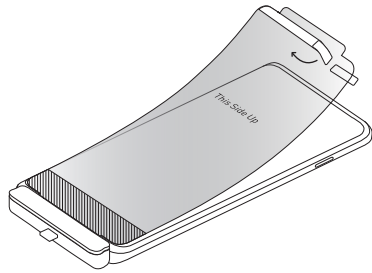
05. Make sure you use the larger plug on your applicator when installing in device.



06. Plug the applicator into your device, make sure it is secure to the base.
Note: Sticker #1 and #2 should be facing screen.

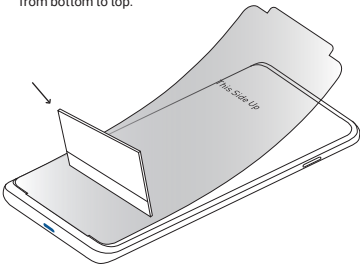


07. Peel off sticker #1 and press onto your device to secure.

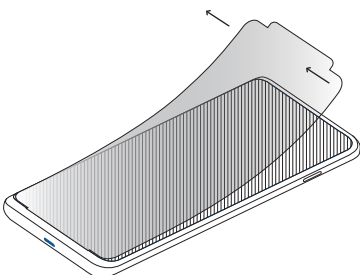


08. Unplug the applicator and keep for future installations.

09. Peel sticker #2 and squeegee screen protector from bottom to top.



10. Remove any bubbles with the squeegee tool and when ready, remove sticker #3



Install Guide