


BlackCard Quick Setup Guide (Android)



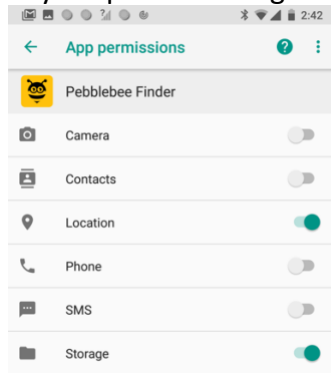
1. Plug the BlackCard into the included charger until its light glows green. This indicates that it is fully charged.



2. Download the Pebblebee app from the App Store



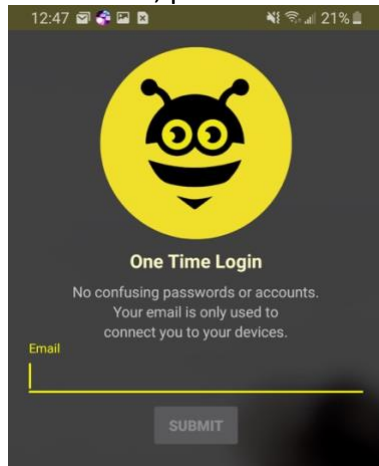
3. Make sure that you've shared the following permissions with the Pebblebee app in your phone settings.



BlackCard Quick Setup Guide (Android)



4. Enter your email address, then check your email for a verification code. If you don't see it, please make sure to check your spam inbox.



5. Press your device's button and you will be prompted to name it. Once you've entered its name, press done.