

Frequently Asked Questions

1) How early can you test?

You can test up to 6 days before the day of the missed period.

2) How long will the result last?

It is always best to read the results at 5 minutes, but never after 10 minutes. Any result read after 10 minutes is invalid. A negative result may change to a false positive within minutes after the end of the 10-minute testing period, which would not be an accurate reading.

3) What if I am unsure with my result (faint/light line)?

It is recommended that weak positive test results should be confirmed by retesting an early morning (first) urine specimen 48 hours later. A significant number of first trimester pregnancies terminate for natural reasons.

4) What if I tested too early?

In early pregnancy, false negative results may occur when the level of hCG is below the sensitivity level of the test. If pregnancy is suspected, an early morning (first) urine specimen should be collected and retested 48 hours later.

5) Do I have to use an early morning urine sample?

We recommend you test with your first urine of the day. Any urine specimen is appropriate for pregnancy test, but the first morning urine specimen is optimal because of its highest concentration of hCG.

6) Can any medication or medical condition affect the results?

- a. Common substances such as alcohol, caffeine, acetaminophen, aspirin, ibuprofen, and antibiotics do not affect the test results.
- b. Any medical procedure which involves hCG, such as fertility treatments, may cause false results. Please discuss them with your doctor if you do get unexpected results.

Limitations

- 1) As it is with any diagnostic procedure, a confirmed pregnancy diagnosis should only be made by a physician after evaluating all clinical and laboratory findings.
- 2) Elevated levels of hCG can be caused by several conditions other than pregnancy, such as trophoblastic disease and some non-trophoblastic neoplasms. Therefore, the presence of hCG in urine should not be used to diagnose a pregnancy unless these conditions have been ruled out.
- 3) Ectopic pregnancies typically produce lower levels of hCG than normal pregnancies. Consult physicians when an ectopic pregnancy is suspected.
- 4) When the concentration of hCG is very high, it may present a negative result because of the hook effect. So diluted sample is necessary for this situation.

If you have any additional questions or concerns regarding this product, please call our customer service team at 1-888-444-3657, or reach out to us via our website:



www.previewrapidtest.com

Additional Information

Test Kit Contents

1. Midstream Test, each in one pouch with one desiccant. The desiccant is for storage purposes only and are not used in the test procedure.
2. One (1) Package Insert

Additional Items Needed (Optional)

1. A clean, dry, plastic or glass container to collect the urine.
2. Timer (Watch or Clock)

Precautions

1. The test kit is for external use only. Do not swallow.
2. Single-use device. Do not reuse.
3. Do not use the test kit beyond expiration date.
4. Do not use the test kit if the pouch is punctured or not well sealed.
5. Keep out of reach of children.

Meaning of Symbols on Package



Keep away from sunlight



Do not re-use



Store between 39°F - 86°F
(4°C - 30°C)



Instructions for use



Keep dry



For *in vitro* diagnostic use

Catalogue No. See Box Label
Distributed by Wondfo USA Co., Ltd.
Willowbrook, IL 60527
Tel: 630-468-2199 Fax: 866-769-0168
Website: www.wondfousa.com

Rel.: 2021/03/05
Made in China

Wondfo®

Early Result Pregnancy Test

About the Test

Wondfo® Early Result Pregnancy Test is a rapid chromatographic immunoassay for the qualitative detection of human chorionic gonadotropin (hCG) in urine, as an aid in early detection of pregnancy, in some cases as early as five (5) days before the expected period, i.e., as early as six (6) days before the day of the missed period.

How the Test Works

Human chorionic gonadotropin (hCG) is a hormone produced by the developing placenta shortly after the conception and it is secreted into the urine. The pregnancy test contains antibodies which specifically react with this hormone.

When urine specimen is dropped onto a midstream, capillary action carries the specimen along the membrane. When hCG in the specimen reaches the Test Zone (T) of the membrane, it will form a color line. Absence of this color line suggests a negative result.

To serve as a procedure control, a color line will appear in the Control Zone (C), if the test has been performed properly.

All results should be confirmed by your healthcare provider, especially when making decisions about future medical care.

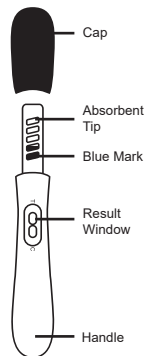
For *in vitro* diagnostic use only.

This product is intended for over-the-counter use.

How to Test

1 Test first thing in the morning:

Any urine specimen is appropriate for pregnancy test, but the **first morning urine** specimen is optimal because of its highest concentration of hCG. hCG may be detectable with this test by the day after the missed period. If you need to test later in the day, avoid lots of fluids as water can dilute urine and impact your result.




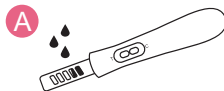
2 Two ways to test:

You can test directly in your urine stream, or dip in your collected urine specimen.

A) Pee on the absorbent tip. Keep the absorbent tip pointed down and pee for at least 5 seconds until its completely wet.

B) Pee in a clean cup, then submerge the absorbent tip into the urine for at least 5 seconds.

Do not urinate past the blue mark.



3 Read result at 5 minutes:

Re-cap the test, lay flat and face up for 5 minutes before reading. At 5 minutes, read the test results using the guide shown below. Be sure to read the test result before 10 minutes. After 10 minutes, the result becomes invalid.



Negative (Not Pregnant):



Only one color line appears in the Control Zone (C). No apparent line in the Test Zone (T). This indicates that no pregnancy has been detected.

Positive (Pregnant):



Two distinct color lines appear in the Control and Test Zones. The color intensity of the test lines may vary since there are different concentrations of hCG hormone in different stages of pregnancy. If you see a faint positive, we recommend retesting 48 hours later, with your first morning urine specimen to confirm.

Invalid Test:



There is a visible line only in the Test Zone (T) or no visible lines in both of the zones. Repeat with a new test kit.

What is Wondfo® Early Result Pregnancy Test

Wondfo® Early Result Pregnancy Test is more sensitive than standard 25 mIU/mL pregnancy tests. Our early result test can detect hCG as low as 10 mIU/mL, allowing you to get your result as early as six (6) days before the day of the missed period.

Number of days before missed period	% of samples from pregnant women given a positive result
6	68%
5	89%
4	97%
3	98%
2	>99%
1	>99%

Important note regarding negative results:

Some pregnant women will not be able to detect hCG in their urine 5 days before the expected period. If you test negative before your missed period, but think you may still be pregnant, you should test again a few days after your missed period.

Important note regarding positive results:

Because this test detects low levels of hCG, it is possible that this test may give positive results even if you are not pregnant. If you test positive, but think you may not be pregnant, you should check with your doctor.