

アイス タッチ ハンディファン

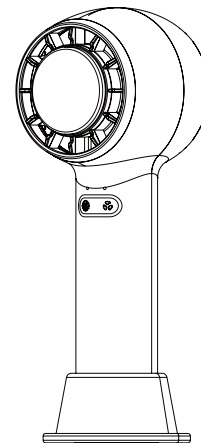
ICE TOUCH HANDY FAN <Instruction Manual>

Thank you for purchasing this product.

Please read this manual before use.

This manual also serves as a warranty certificate, please keep it properly after reading.

Product specifications are subject to change without notice.



Safety Precautions

Warning Incorrect handling can result in death or serious injury.

● This product has a built-in lithium-ion battery. Do not place it in a place with moderately high temperatures (40°C or higher) in a car under hot summer. Abnormal overheating, malfunction or accident may result.

● Do not use if the following conditions occur.

If you feel any abnormalities in your body or equipment during use, please stop using it immediately.

● Metal allergy (This product uses stainless steel for the cold plate.)

● Sensitive skin

● Drunken people

● Have a blood circulation disorder such as diabetes

● Pregnant or may become pregnant

● People with skin sensory impairment

● Infants and toddlers (under 6 years old).

● Skin allergies

● In receiving treatment at a medical institution

● Unwell or physically abnormal

● People with physical disabilities or difficulty expressing their wishes

● When using with a cold plate, do not touch the same area continuously.

If you feel any abnormalities or pain in your body, discontinue use immediately.

● Be careful not to catch the hair. It is very dangerous if you get caught in it.

If the hair is long, use it after tying it up, otherwise it may cause injury or malfunction.

● Please stay away from wire-like items such as necklaces. Failure to do so may result in an accident, incident, injury, or malfunction.

● Do not use the product if it is broken or damaged. It may cause accident or incident.

● Do not attempt to repair, process, modify or disassemble this product yourself. It may cause accidents such as fire, electric shock, malfunction, or leakage.

● Do not insert foreign objects such as pins or wires into the gaps between the shields. In the unlikely event that a foreign object enters, do not use it. It may cause injury or malfunction.

● When used by children, please use under adult supervision. Otherwise, may cause electric shock, injury, or accident.

● This product is not waterproof. Do not immerse or splash water on it. Also, do not touch with wet hands. It may cause electric shock, short circuit, or fire.

● Do not throw this product into fire. It may cause explosion and injury.

● Do not use, charge or store in the following places. Otherwise, may cause fire, electric shock, short circuit, etc.

● Close to heating equipment such as stoves or open flames

● Near where organic solvents (thinners, paints, etc.) are used

● Touchable area for babies and pets

● Places affected by corrosive or combustible gases

● Places with high temperatures (40°C or higher) such as places with direct sunlight and inside the car under hot sun.

● Bathrooms, washing machines, kitchens and other places near water sources areas with high humidity

【About the USB cable】

● Do not forcibly bend, damage or process the product. It may cause fire or electric shock.

● When plugging and unplugging the cable, be sure to hold the bottom. Also, do not plug and unplug with wet hands. It may cause damage, fire, or short circuit.

【About charging】

● Do not place anything on the USB charging cable while charging. It may cause fire.

● Do not leave the battery unattended while charging. After charging, unplug the charging cable from the console immediately. Otherwise, it may cause accidents such as fire, electric shock, or malfunction.

● Be sure to use a USB-AC adapter and phone battery which is comply with the safety requirements stipulated in the Electrical Products (Safety) (output 5V2A or less).

● Do not place the battery on or in bedding to charge it. Cloth can accumulate heat and cause fires or accidents.

Warning Incorrect handling can result in death or serious injury.

● Do not expose your body to the wind for a long time. It may be harmful to your health.

● Do not drop the console. Do not use if the console is dropped and damaged. Use of broken or damaged products may result in injury.

● Do not place in an unstable place. Do not drop or subject it to strong shock or vibration. It may result in malfunction or damage. Be sure to use it on a stable and flat surface.



Warning

If there is any other abnormal condition such as abnormal heat, smoke or odor, please turn off the power and stop using it immediately. Please contact us or the store (or distributor) where you purchased it.

Precautions

● Do not block the air flow when using the cooling plate.

● The cooling plate may become warm after operation has stopped, but this is not a malfunction.

● When using the cooling mode, condensation may appear on the cooling plate. If condensation occurs, wipe it off. Otherwise, your clothes may get wet.

● The cooling mode is used only when using on the skin. When using on a table, etc., please turn off the cooling mode.

● Please do not drive when charging. After the battery is fully charged, disconnect the USB charging cable from the main unit immediately.

Otherwise, the life of the lithium-ion battery may be shortened.

● Do not turn the switch on/off arbitrarily. It may result in malfunction.

● If the usage time of this product becomes extremely short, it means the expiration date of the built-in battery is approaching, please consider purchasing a new battery. (You cannot just replace the battery.)

● Do not use benzene, thinner, alcohol or other volatile organic solvents for cleaning. Otherwise, discoloration or deterioration may result.

● Use of this product for purposes other than those described in this manual will void the warranty. We are not responsible for any damage caused.

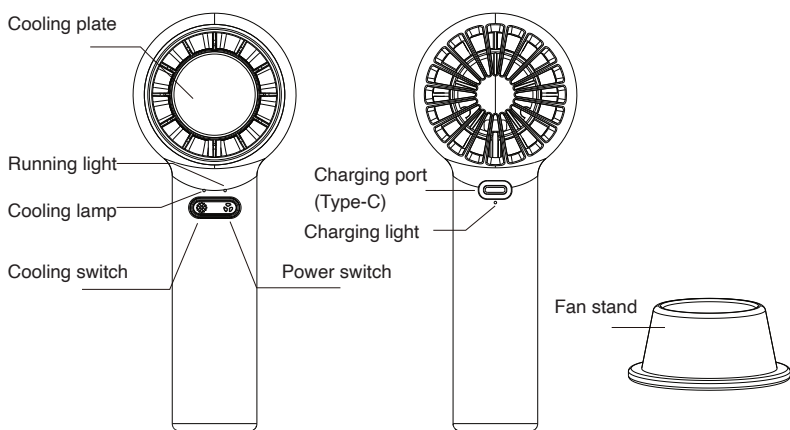
Specification

Rated Input	DC5V/1A
Internal battery	Lithium-ion battery 2200mAh
Charging time (approx.)	3.5 hours
Continuous use time (approx.)	(Strong - Weak) : 2 ~ 6.5 hours Weak wind + Cooling mode : 60 mins
Dimension (approx.)	65x71x170mm
Weight (approx.)	185g
Material	ABS stainless steel
Equipment content	Charging USB cable, bracket, warranty card (1 each)

*If the power capacity of the connected device is low, the charging time may be very long.

*The duration of use varies depending on the conditions of use, the environment of use and the intensity of the wind used. With repeated use, the available time gradually decreases.

Name of each part



*Use the fan stand when placing the unit on a table, etc.

*If you are not using the fan stand, please be careful not to tip the device over.

How to Use

*When using it for the first time, please peel off the film on the cooling plate. In addition, the battery must be fully charged before use.

How to use the fan

■ Power on/off the fan power

When the power switch is pressed and held, the running light lights up blue and starts running.

During operation, the power can be turned off by pressing and holding the power switch.

■ Airflow Setting

The airflow can be switched by pressing the power switch during operation. Weak→Medium→Strong

How to use the cooling plate

■ Start/stop the cooling mode

- If the cooling switch is pressed while the fan is on, the cooling lamp will light up white and the cooling mode will be activated.
- Press again to stop the cooling mode.

* Cooling mode cannot be used unless the fan power is turned on. (You cannot use the cold plate only).

Example of using the cooling plate

*Be careful not to pinch your hair. If your hair is very long, tie it up before use.

*Do not block the air flow when using the cooling plate.

*When using a cold plate, do not touch the same area continuously. If you feel any abnormality or pain in your body, stop using it immediately.

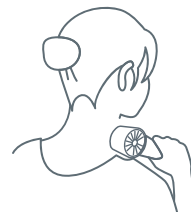
*Condensation may occur on the cooling plate when using the cooling mode. Please wipe it off before use.

Please note that your clothes may get wet.

■ Apply to the wrist.



■ Use on the neck.



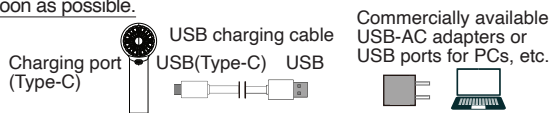
* Illustrations are for illustrative purposes only

Charging method

1. Connect the USB plug of the attached charging cable to a commercially available USB-AC adapter that is pre-plugged into an outlet. Connect the TYPE-C plug to this product.

2. The red light will light up when charging. It will turn off when charging is completed.

3. When charging is complete, unplug the charging cable from the console and USB-AC adapter as soon as possible.



- This product does not include the USB-AC adapter that converts a household outlet to USB power.
- Under normal circumstances, the USB port will not be powered up if the computer is turned off. Depending on the specifications of the USB port connected to the computer, the charging time may be longer.
- Please use the charging cable attached with this product



Attention

If you start driving while charging, the following condition will occur.

- When using weak or medium wind : Charging will start, but will not be completed.
- When using strong wind and the cooling plate is on : The current consumption increases and charging is not possible. Please stop driving while charging.



Warning

To avoid fire, heat, and malfunction, please use a USB-AC adapter that can convert a household outlet to USB power [rated output 5V, power supply 1A or more 2A or less]

● Lithium-ion Battery

- Lithium-ion batteries are not replaceable.
- If repeated charging and discharging, the battery will gradually deteriorate after about 300 cycles. This is due to the characteristics of the battery, which will not cause problems in use, but the use time after full charge will be shorter than when purchased.
- Please do not drive while charging. Also, once the battery is fully charged, unplug the USB charging cable from the console immediately. Because it may shorten the life of lithium-ion batteries.

● Product Disposal



This product contains lithium-ion batteries. Please do not dispose of it as general household waste. Discarded products may be damaged by garbage trucks, etc. and may cause short circuits, explosions, or fires.
* When handling products, please follow the instructions of the local government.

Warranty Terms

Within 6 months from the date of purchase, if a malfunction occurs under normal use in accordance with the precautions, we will repair or replace the product free of charge in accordance with the following provisions. If a failure occurs during the warranty period, please contact the store where you purchased it. This warranty certificate will not be reissued, so please keep it safe during the warranty period. This warranty promises free repair under the terms and conditions specified herein. Therefore, this warranty does not limit your legal rights. The contents of your completed warranty card will not be used except for safety inspection activities permitted by law.

【Warranty Provisions】

- ① Be sure to prepare a warranty card (this book) and purchase details (receipts, etc.)
- ② Failure of the product during the warranty period when used in accordance with the instructions in the instruction manual
- ③ This certificate is valid only in Japan.
- ④ In the following cases, we cannot provide warranty service even during the warranty period.
 - Loss of warranty (this book) and purchase details (receipts, etc.)
 - Failure and damage caused by corrosion and aging
 - Failure or damage caused by fire, earthquake, wind disaster, flood, lightning strike, other natural disasters, pollution, abnormal voltage or other external factors
 - Failure or damage caused by failure to comply with [Safety Precautions] in the instruction manual
 - Failure or damage caused by improper repair or modification
 - Failure or damage caused by dropping after purchase (including damage to the mirror)
 - Failure or damage caused by moving, transporting or touching furniture or other devices after purchase
 - Transfer, second-hand sale, resale or acquisition of this product at auction
 - If the date of purchase, customer name and chop from the purchase branches were not entered in this manual, or the wording has been rewritten

Warranty

Product Name

Date of purchase

Customer name

Address

Contact number

Purchase branches/chops

Warranty Period

Within **6 months**
from the date of purchase

* Use of this product for purposes other than those described in this manual will void the warranty. In addition, we are not responsible for any damage caused by this. We assume no liability whatsoever.