

Sample Name: CBD Oil Tincture 300mg - Natural - 427 - 22019
 LIMS Sample ID: 190221R010
 Batch #:
 Sample Metrc ID:
 Sample Type: Infused, Liquid Edible
 Batch Count:
 Sample Count:
 Unit Volume: 30 Milliliters per Unit
 Serving Volume: 1 Milliliters per Serving

Date Collected: 02/21/2019
 Date Received: 02/21/2019
 Tested for: cbdMD
 License #:
 Address:
 Produced by:
 License #:
 Address:
 Overall result for batch:

Moisture Test Results

| Moisture | % NT |
|----------|---------|
| Moisture | NT |

Cannabinoid Test Results

02/25/2019

Cannabinoid analysis utilizing High Performance Liquid Chromatography (HPLC, QSP 5-4-4-4)

| | mg/mL | LOD mg/mL | LOQ mg/mL |
|----------|-------|-----------|-----------|
| THC | ND | 0.000034 | 0.001 |
| THCa | ND | 0.000066 | 0.001 |
| CBD | 9.825 | 0.000057 | 0.001 |
| CBDa | ND | 0.000038 | 0.001 |
| CBN | ND | 0.000029 | 0.001 |
| CBDV | 0.064 | 0.000065 | 0.001 |
| CBDVa | ND | 0.00003 | 0.001 |
| CBG | <LOQ | 0.000086 | 0.001 |
| CBGa | 0.015 | 0.000072 | 0.001 |
| THCV | ND | 0.000035 | 0.001 |
| Δ8 - THC | ND | 0.000083 | 0.001 |
| CBC | ND | 0.000095 | 0.001 |

Sum of Cannabinoids: 9.904 297.120 mg/Unit

Total THC (Δ9THC+0.877*THCa) ND ND
 Total CBD (CBD+0.877*CBDa) 9.825 294.750 mg/Unit

| | Action Limit mg | |
|-----------------|-----------------|----|
| THC per Unit | 1000.0 | ND |
| THC per Serving | 10.0 | ND |

Microbiological Test Results

PCR and fluorescence detection of microbiological impurities

| | NT | Action Limit |
|--|----|--------------|
| Shiga toxin-producing Escherichia coli | NT | |
| Salmonella spp. | NT | |
| Aspergillus fumigatus | NT | |
| Aspergillus flavus | NT | |
| Aspergillus niger | NT | |
| Aspergillus terreus | NT | |

Heavy Metal Test Results

Heavy metal analysis utilizing Inductively Coupled Plasma Mass Spectrometry (ICP-MS)

| | µg/g | Action Limit µg/g | LOD µg/g | LOQ µg/g |
|---------|------|-------------------|----------|----------|
| Cadmium | NT | | | |
| Lead | NT | | | |
| Arsenic | NT | | | |
| Mercury | NT | | | |

Mycotoxin Test Results

Mycotoxin analysis utilizing HPLC-Mass Spectrometry

| | µg/kg | Action Limit µg/kg | LOD µg/kg | LOQ µg/kg |
|--------------------------|-------|--------------------|-----------|-----------|
| Aflatoxin B1, B2, G1, G2 | NT | | | |
| Ochratoxin A | NT | | | |

Water Activity Test Results

| Water Activity | Aw NT | Action Limit Aw |
|----------------|----------|-----------------|
| Water Activity | NT | |

Terpene Test Results

Terpene analysis utilizing Gas Chromatography - Flame Ionization Detection (GC - FID)


| | mg/g | % | LOD mg/g | LOQ mg/g |
|---------------------|------|---|----------|----------|
| ☐ Bisabolol | NT | | | |
| ☐ Pinene | NT | | | |
| 3 Carene | NT | | | |
| Borneol | NT | | | |
| ☐ Caryophyllene | NT | | | |
| Geraniol | NT | | | |
| ☐ Humulene | NT | | | |
| Terpinolene | NT | | | |
| Valencene | NT | | | |
| Menthol | NT | | | |
| Nerolidol | NT | | | |
| Camphene | NT | | | |
| Eucalyptol | NT | | | |
| ☐ Cedrene | NT | | | |
| Camphor | NT | | | |
| (-)-Isopulegol | NT | | | |
| Sabinene | NT | | | |
| ☐ Terpinene | NT | | | |
| ☐ Terpinene | NT | | | |
| Linalool | NT | | | |
| Limonene | NT | | | |
| Myrcene | NT | | | |
| Fenchol | NT | | | |
| ☐ Phellandrene | NT | | | |
| Caryophyllene Oxide | NT | | | |
| Terpineol | NT | | | |
| ☐ Pinene | NT | | | |
| R-(+)-Pulegone | NT | | | |
| Geranyl Acetate | NT | | | |
| Citronellol | NT | | | |
| p-Cymene | NT | | | |
| Ocimene | NT | | | |
| Guaiol | NT | | | |
| Phytol | NT | | | |
| Isoborneol | NT | | | |

Total Terpene Concentration: NT

Sample Certification



Scan to verify at sclabs.com
 Sample must be marked as public to be viewable


 Josh Wurzer, President
 Date: 02/25/2019

Sample Name: CBD Oil Tincture 300mg - Natural - 427 - 22019

LIMS Sample ID: 190221R010

Batch #:

Sample Metrc ID:

Sample Type: Infused, Liquid Edible

Batch Count:

Sample Count:

Unit Volume: 30 Milliliters per Unit

Serving Volume: 1 Milliliters per Serving

Date Collected: 02/21/2019

Date Received: 02/21/2019

Tested for: cbdMD

License #:

Address:

Produced by:

License #:

Address:

Overall result for batch:

Pesticide Test Results

Pesticide, Fungicide and plant growth regulator analysis utilizing HPLC-Mass Spectrometry and GC-Mass Spectrometry

| | µg/g | Action Limit µg/g | LOD µg/g | LOQ µg/g |
|-------------------------|------|-------------------|----------|----------|
| Abamectin | NT | | | |
| Acephate | NT | | | |
| Acequinocyl | NT | | | |
| Acetamiprid | NT | | | |
| Azoxystrobin | NT | | | |
| Bifenazate | NT | | | |
| Bifenthrin | NT | | | |
| Boscalid | NT | | | |
| Captan | NT | | | |
| Carbaryl | NT | | | |
| Chlorantraniliprole | NT | | | |
| Clofentezine | NT | | | |
| Cyfluthrin | NT | | | |
| Cypermethrin | NT | | | |
| Diazinon | NT | | | |
| Dimethomorph | NT | | | |
| Etoxazole | NT | | | |
| Fenhexamid | NT | | | |
| Fenpyroximate | NT | | | |
| Fonicamid | NT | | | |
| Fludioxonil | NT | | | |
| Hexythiazox | NT | | | |
| Imidacloprid | NT | | | |
| Kresoxim-methyl | NT | | | |
| Malathion | NT | | | |
| Metalaxyl | NT | | | |
| Methomyl | NT | | | |
| Myclobutanil | NT | | | |
| Naled | NT | | | |
| Oxamyl | NT | | | |
| Pentachloronitrobenzene | NT | | | |
| Permethrin | NT | | | |
| Phosmet | NT | | | |
| Piperonylbutoxide | NT | | | |
| Prallethrin | NT | | | |
| Propiconazole | NT | | | |
| Pyrethrins | NT | | | |
| Pyridaben | NT | | | |
| Spinetoram | NT | | | |
| Spinosad | NT | | | |
| Spiromesifen | NT | | | |
| Spirotetramat | NT | | | |
| Tebuconazole | NT | | | |
| Thiamethoxam | NT | | | |
| Trifloxystrobin | NT | | | |

Pesticide Test Results

Pesticide, Fungicide and plant growth regulator analysis utilizing HPLC-Mass Spectrometry and GC-Mass Spectrometry

| | µg/g | Action Limit µg/g | LOD µg/g | LOQ µg/g |
|-------------------|------|-------------------|----------|----------|
| Aldicarb | NT | | | |
| Carbofuran | NT | | | |
| Chlordane | NT | | | |
| Chlorfenapyr | NT | | | |
| Chlorpyrifos | NT | | | |
| Coumaphos | NT | | | |
| Daminozide | NT | | | |
| DDVP (Dichlorvos) | NT | | | |
| Dimethoate | NT | | | |
| Ethoprop(hos) | NT | | | |
| Etofenprox | NT | | | |
| Fenoxycarb | NT | | | |
| Fipronil | NT | | | |
| Imazail | NT | | | |
| Methiocarb | NT | | | |
| Methyl parathion | NT | | | |
| Mevinphos | NT | | | |
| Padlobutrazol | NT | | | |
| Propoxur | NT | | | |
| Spiroxamine | NT | | | |
| Thiacloprid | NT | | | |


Foreign Material Test Results

NT

Sample Certification



Scan to verify at sclabs.com
Sample must be marked as public to be viewable


Josh Wurzer, President
Date: 02/25/2019

Sample Name: CBD Oil Tincture 300mg - Natural - 427 - 22019

LIMS Sample ID: 190221R010

Batch #:

Sample Metrc ID:

Sample Type: Infused, Liquid Edible

Batch Count:

Sample Count:

Unit Volume: 30 Milliliters per Unit

Serving Volume: 1 Milliliters per Serving

Date Collected: 02/21/2019

Date Received: 02/21/2019

Tested for: cbdMD

License #:

Address:

Produced by:

License #:

Address:

Overall result for batch:

Residual Solvent Test Results

Residual Solvent analysis utilizing Gas Chromatography - Mass Spectrometry (GC - MS)

| | µg/g | Action Limit µg/g | LOD µg/g | LOQ µg/g |
|--------------------|------|-------------------|----------|----------|
| 1,2-Dichloroethane | NT | | | |
| Benzene | NT | | | |
| Chloroform | NT | | | |
| Ethylene Oxide | NT | | | |
| Methylene chloride | NT | | | |
| Trichloroethylene | NT | | | |
| Acetone | NT | | | |
| Acetonitrile | NT | | | |
| Butane | NT | | | |
| Ethanol | NT | | | |
| Ethyl acetate | NT | | | |
| Ethyl ether | NT | | | |
| Heptane | NT | | | |
| Hexane | NT | | | |
| Isopropyl Alcohol | NT | | | |
| Methanol | NT | | | |
| Pentane | NT | | | |
| Propane | NT | | | |
| Toluene | NT | | | |
| Total Xylenes | NT | | | |


Note

Batch Photo

Sample Certification



Scan to verify at sclabs.com
Sample must be marked as public to be viewable


Josh Wurzer, President
Date: 02/25/2019