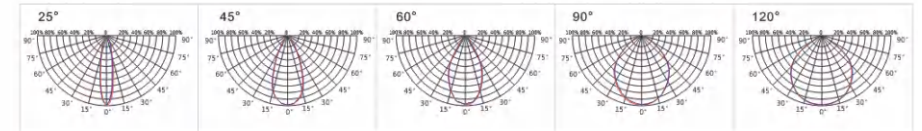


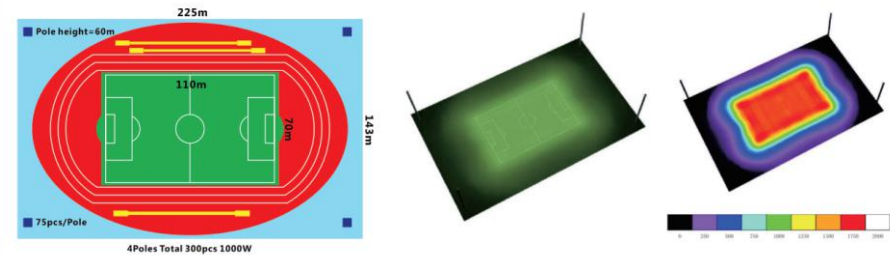
PRODUCT DIMENSIONS

MODEL	L1(MM)	L2(MM)
LQ-FL12 640W	367	390
LQ-FL12 800W	461	483
LQ-FL12 1000W	535	556

PHOTOMETRIC DATA



APPLICATIONS

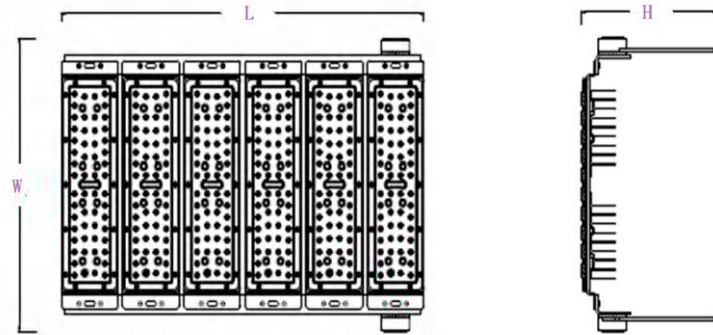


SPECIFICATION

MODEL	LQ-FL12 640W	LQ-FL12 800W	LQ-FL12 1000W
Power	640W	800W	1000W
LED QTY	896 PCS	1120 PCS	1344 PCS
LED	LUMILEDS 3030 LED		
Lumen Efficiency	130 LM/W		
CCT	2700K/3000K/4000K/5000K/5700K/6500K		
CRI	70 or 80		
Beam Angle	25°/30°/45°/60°/90°/120°		
Driver	SOSEN/MEANWELL/INVENTRONICS		
Input Voltage	85-265V AC 50/60Hz		
PF	≥0.95		
Dimming	Optional		
IP Rate	IP65		
Working Temp	-30 ~ 40°C		
Certificate	CE/RoHS/ISO9001		
Warranty	5 years		
Option	SPD/Long cable		

PACKING INFORMATION

MODEL	QTY/CTN	CTN SIZE(MM)	N.W(KGS)	G.W(KGS)
LQ-FL12 640W	1	460*640*240	21	23
LQ-FL12 800W	1	540*640*240	25	27
LQ-FL12 1000W	1	630*640*240	27	29



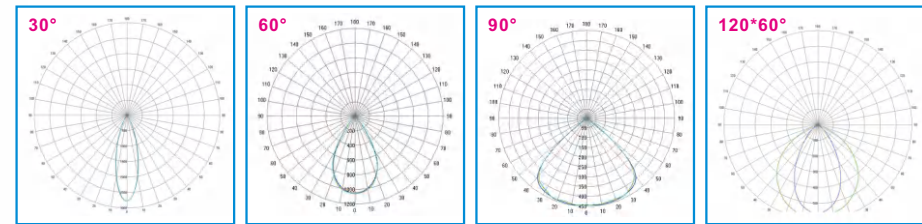
SPECIFICATION

MODEL	LQ-FL13 (50W-300W)					
Power	50W	100W	150W	200W	250W	300W
LED QTY	56 PCS	112 PCS	168 PCS	224 PCS	280 PCS	336 PCS
LED	LUMILEDS 3030 LED					
Lumen Efficiency	130 LM/W					
CCT	2700K/3000K/4000K/5000K/5700K/6500K					
CRI	70 or 80					
Beam Angle	30°/60°/90°/120°/60°					
Driver	SOSEN/MEANWELL/INVENTRONICS					
Input Voltage	85-265V AC 50/60Hz					
PF	≥0.95					
Dimming	Optional					
IP Rate	IP65					
Working Temp	-30 ~ 40°C					
Certificate	CE/RoHS/ISO9001					
Warranty	5 years					
Option	SPD/Long cable					

PRODUCT DIMENSIONS

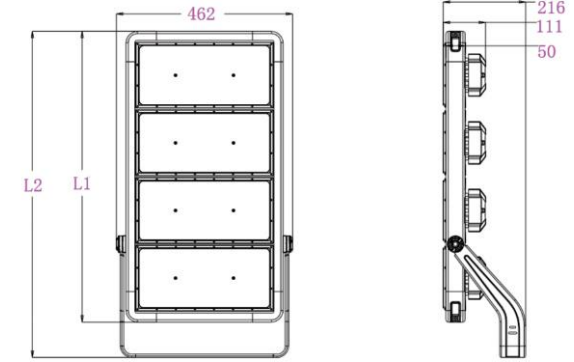
MODEL	L(MM)	W(MM)	H(MM)
LQ-FL13 50W	79	352	188
LQ-FL13 100W	164	352	188
LQ-FL13 150W	249	352	188
LQ-FL13 200W	334	352	188
LQ-FL13 250W	419	352	188
LQ-FL13 300W	504	352	188

PHOTOMETRIC DATA



PACKING INFORMATION

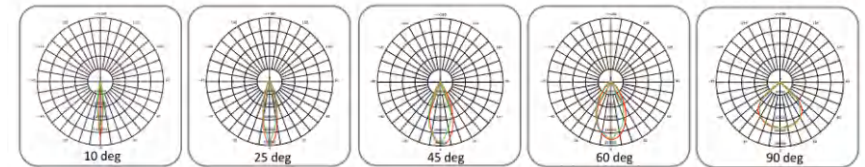
MODEL	QTY/CTN	CTN SIZE(MM)	N.W(KGS)	G.W(KGS)
LQ-FL13 50W	1	210*360*135	1.5	2
LQ-FL13 100W	1	210*360*135	2	2.5
LQ-FL13 150W	1	295*360*135	3	3.5
LQ-FL13 200W	1	380*360*135	4.5	5.5
LQ-FL13 250W	1	465*360*135	5	6
LQ-FL13 300W	1	550*360*135	6	7




PRODUCT DIMENSIONS

MODEL	L1(MM)	L2(MM)
LQ-FL17 250W	222	283
LQ-FL17 500W	399	496
LQ-FL17 750W	584	677
LQ-FL17 1000W	761	854

PHOTOMETRIC DATA



FEATURES



SPECIFICATION

MODEL	LQ-FL17 250W	LQ-FL17 500W	LQ-FL17 750W	LQ-FL17 1000W
Power	250W	500W	750W	1000W
LED QTY	336 PCS	672 PCS	1008 PCS	1344 PCS
LED	LUMILEDS 3030 LED			
Lumen Efficiency	140 LM/W			
CCT	2700K/3000K/4000K/5000K/5700K/6500K			
CRI	70 or 80			
Beam Angle	10°/25°/45°/60°/90°			
Driver	SOSEN/MEANWELL/INVENTRONICS			
Input Voltage	85-265V AC 50/60Hz			
PF	≥0.95			
Dimming	Optional			
IP Rate	IP65			
Working Temp	-30 ~ 40°C			
Certificate	CE/RoHS/ISO9001			
Warranty	5 years			

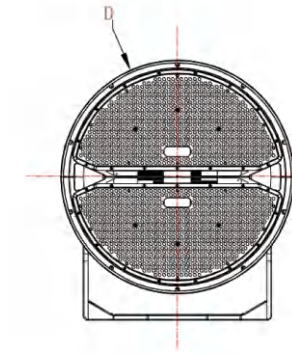
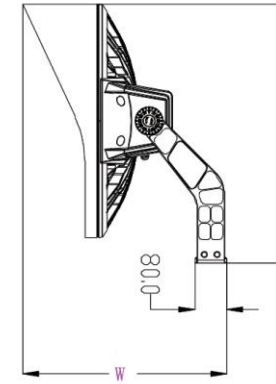
PACKING INFORMATION

MODEL	QTY/CTN	CTN SIZE(MM)	N.W(KGS)	G.W(KGS)
LQ-FL17 250W	1	323*502*256	7.5	8
LQ-FL17 500W	1	536*502*256	13.5	15
LQ-FL17 750W	1	716*502*256	19	20.5
LQ-FL17 1000W	1	895*502*256	24	26



SPECIFICATION

MODEL	LQ-FL18 400W	LQ-FL18 500W	LQ-FL18 800W	LQ-FL18 1000W
Power	400W	500W	800W	1000W
LED QTY	730 PCS	730 PCS	1540 PCS	1540 PCS
LED	LUMILEDS 3030 LED			
Lumen Efficiency	140 LM/W			
CCT	2700K/3000K/4000K/5000K/5700K/6500K			
CRI	70 or 80			
Beam Angle	10°/25°/45°/60°/90°			
Driver	SOSEN/MEANWELL/INVENTRONICS			
Input Voltage	85-265V AC 50/60Hz			
PF	≥0.95			
Dimming	Optional			
IP Rate	IP65			
Working Temp	-30 ~ 40°C			
Certificate	CE/RoHS/ISO9001			
Warranty	5 years			



PRODUCT DIMENSIONS

MODEL	L(MM)	W(MM)	D(MM)
LQ-FL18 400W	493	421	440
LQ-FL18 500W	493	421	440
LQ-FL18 800W	651	511	586
LQ-FL18 1000W	651	511	586



PACKING INFORMATION

MODEL	QTY/CTN	CTN SIZE(MM)	N.W(KGS)	G.W(KGS)
LQ-FL18 400W	1	500*500*500	15	17
LQ-FL18 500W	1	500*500*500	15	17
LQ-FL18 800W	1	710*700*700	28	30
LQ-FL18 1000W	1	710*700*700	28	30