



Conilux 09 series



Product Overview

- Smooth appearance and line design.
- Up to 100,000hrs @ L70, low maintenance cost.
- It can be installed horizontally and vertically, and the adjustable angle is $\pm 15^\circ$.
- The protection grade is IP66 and IK08.
- Tool-less opening of driver box, ease of maintenance.
- ADC12 high-pressure cast aluminum one-piece shell great help for heat dissipation.
- High strength tempered glass lampshade with stronger light transmission performance.
- The hollow design is adopted between the light source and the drive room to improve the air flow rate and heat dissipation capacity.
- Type I / II / III / IV / V light distribution can meet the different requirements of road lighting.
- Strobo-free stable optical output, power factor 0.95 Maintain the stability of the power grid.

Area Application

- Urban and residential area
- Pedestrian category roads
- Vehicle category roads
- Traffic routes and main access road
- Parking areas
- Cycling track
- Footpath



▼ PRODUCT DATASHEET

| Product Datasheet | | | | | | | | | | |
|----------------------|---|--------|--------|-------------|-------|--------|-------------|--------|-------------|--------|
| Item No. | 20W-SS | 30W-SS | 50W-SS | 60W-S | 80W-S | 100W-S | 120W-S | 150W-M | 200W-L | 240W-L |
| Power | 20W | 30W | 50W | 60W | 80W | 100W | 120W | 150W | 200W | 240W |
| Lumen Efficiency | >120lm/w, >130lm/w, >160lm/w | | | | | | | | | |
| Lumen(lm) Default | 2600 | 3900 | 6500 | 7800 | 10400 | 12000 | 15600 | 19500 | 26000 | 31200 |
| Product Size (mm) | 498*180*115 | | | 629*250*125 | | | 698*280*115 | | 798*280*138 | |
| Electrical Data | | | | | | | | | | |
| Working Wollage | AC100-265V 50/60Hz | | | | | | | | | |
| LED | Lumileds Epistar CREE | | | | | | | | | |
| CCT | 3000K, 4000K, 5000K, 6000K | | | | | | | | | |
| CRI | Ra>70 (Default) Ra>80 | | | | | | | | | |
| Diver | Meanwell/Philips/Inventronics/OSRAM and so on | | | | | | | | | |
| THD | <15% | | | | | | | | | |
| Power Fadtor(PF) | PF>0.95 | | | | | | | | | |
| General Data | | | | | | | | | | |
| IP Rating | IP66 | | | | | | | | | |
| IK Rating | 1K08 | | | | | | | | | |
| Holder | 50mm/60mm(default) | | | | | | | | | |
| Body Material | High pressure die-cast aluminum | | | | | | | | | |
| Housing Color | RAL9007(available on request) | | | | | | | | | |
| Cover Material | UV resistant Polycarbonatle | | | | | | | | | |
| Working Envionment | -20°C to +50°C, 10%-90%RH | | | | | | | | | |
| Lifespan L70 at 25°C | > 50,000rs | | | | | | | | | |
| Mounting Type | Side ently or Vertical pole mounted ±15° | | | | | | | | | |
| Dimmable | 1-10V Dimming /Timer Dinmming/Dali Dimming | | | | | | | | | |
| Protection Class | Class I (Default)/Class I | | | | | | | | | |
| Standards | CE, RoHS, ENEC, CB, LM79, LM80, TM-21, IP66, 1K08 | | | | | | | | | |
| Available on request | Solar Compatible, NEMA socket (3/5/7pins), ZHAGA socket, Short cap, Photce, Motion sensor, NTC, OLC DAL | | | | | | | | | |
| Reasonable tolerance | Watt: +10%. CCT: ±500K. Lumen efficiency: 15% | | | | | | | | | |

▼ OPTIONAL ACCESSORIES



Photocell



Shorting Cap



NEMA Socket
(3 /5 /7pin)



Motion Sensor



Smart Controller



Camera



Knife switch



"80-60mm"



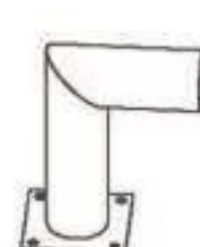
"60-40mm"



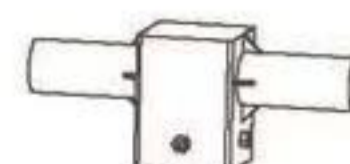
Square to round




"T" Type



"L" Type



"2" in "1"

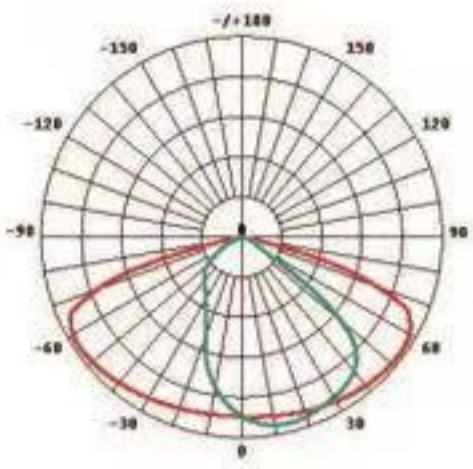


"4" in "1"

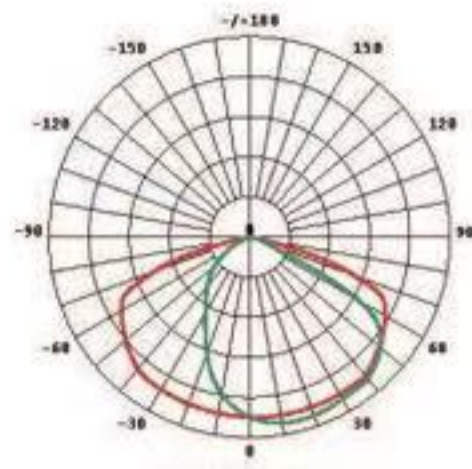


▼ LIGHT DISTRIBUTION

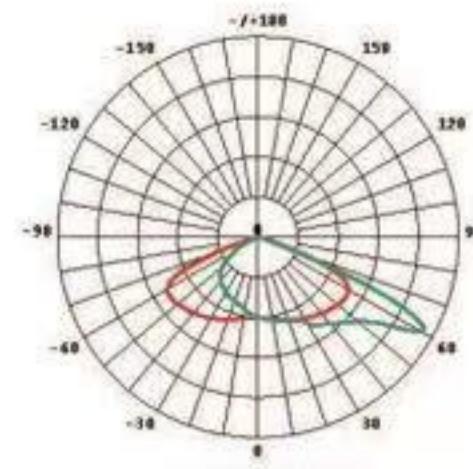
3030 Version



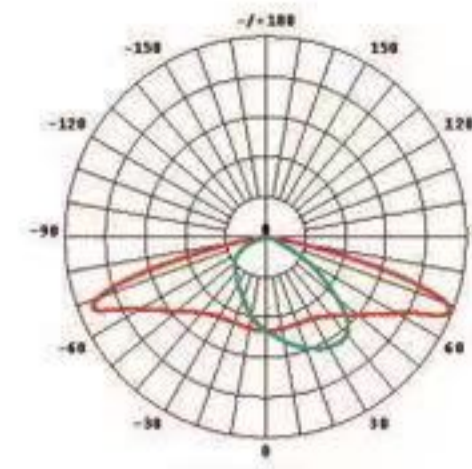
T2S53001



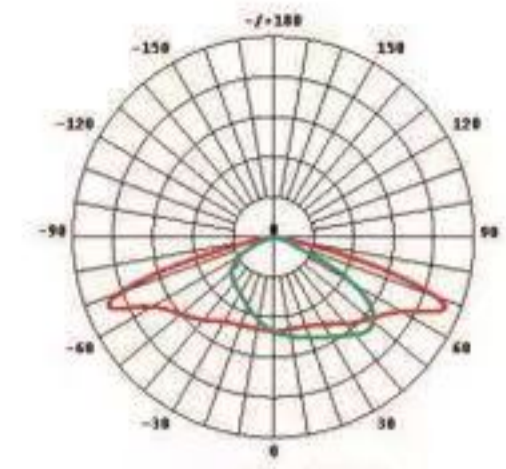
T3S53002



T3S53003

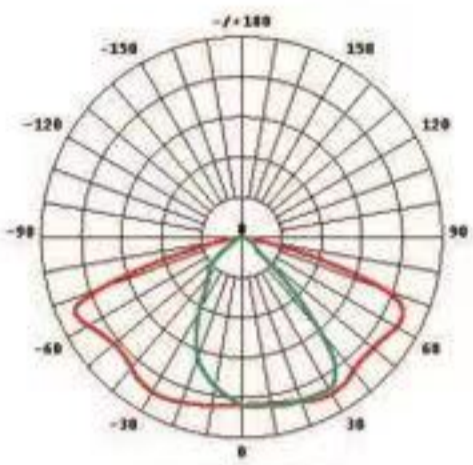


T2M53007

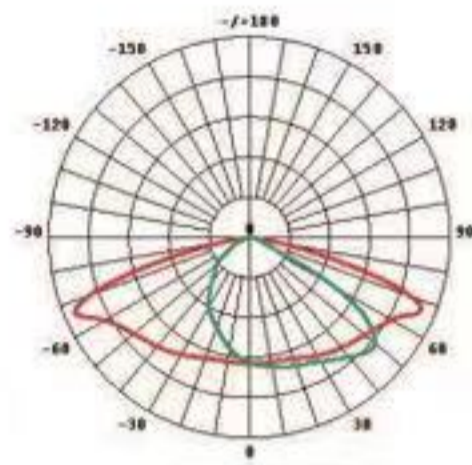


T3M53009

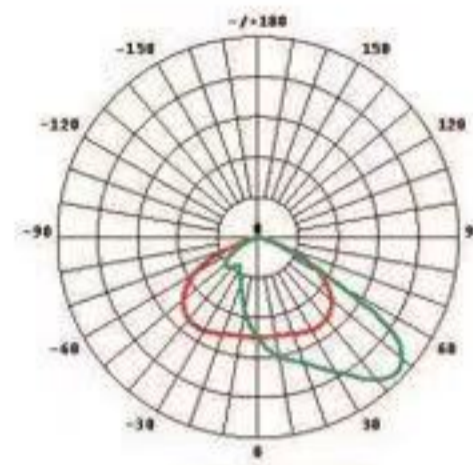
5050 Version



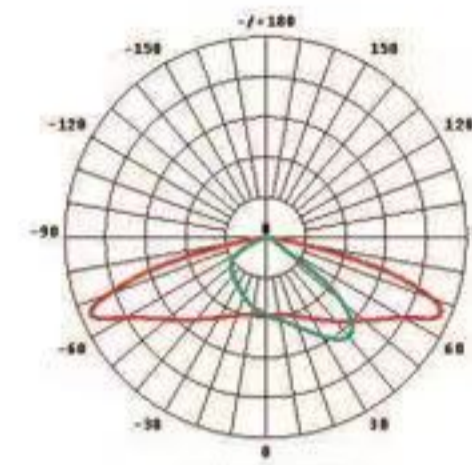
T2S55004



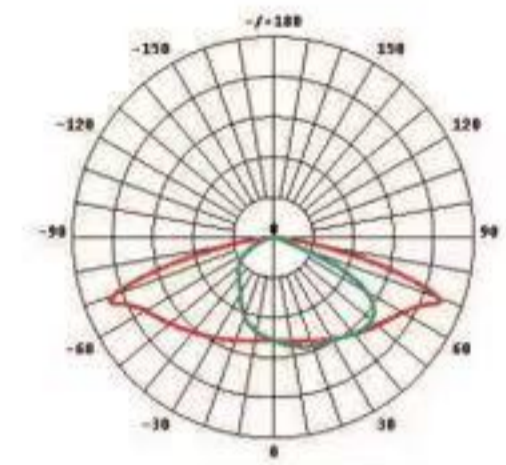
T3M55005



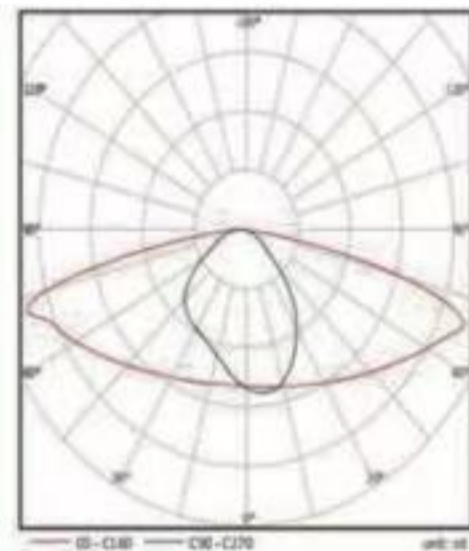
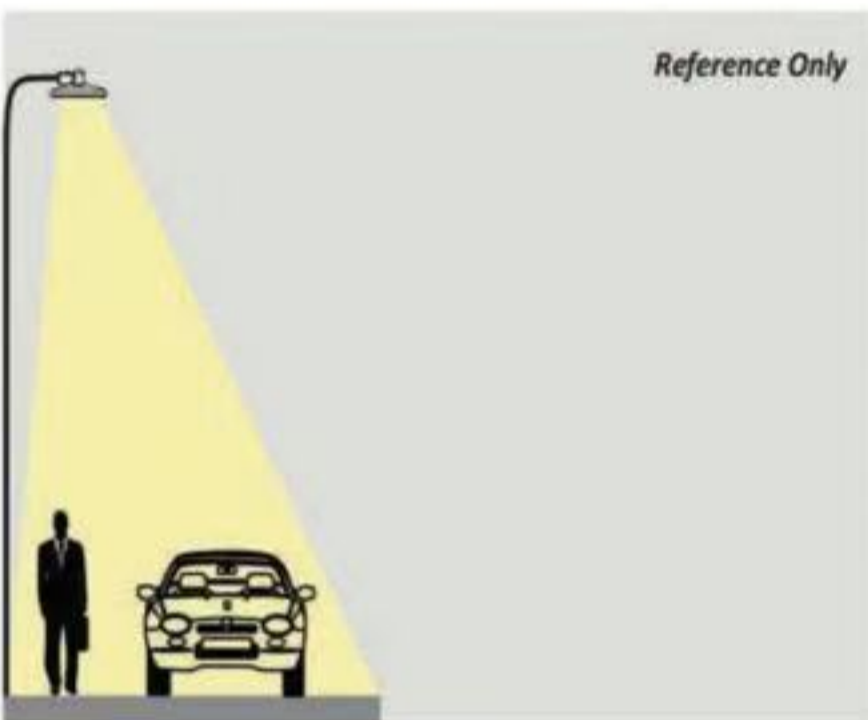
T3S55006



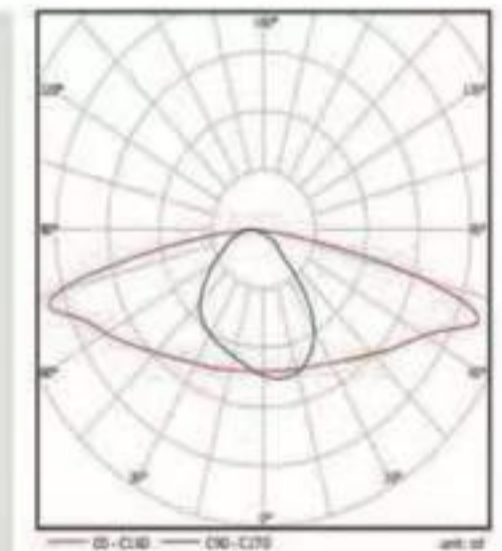
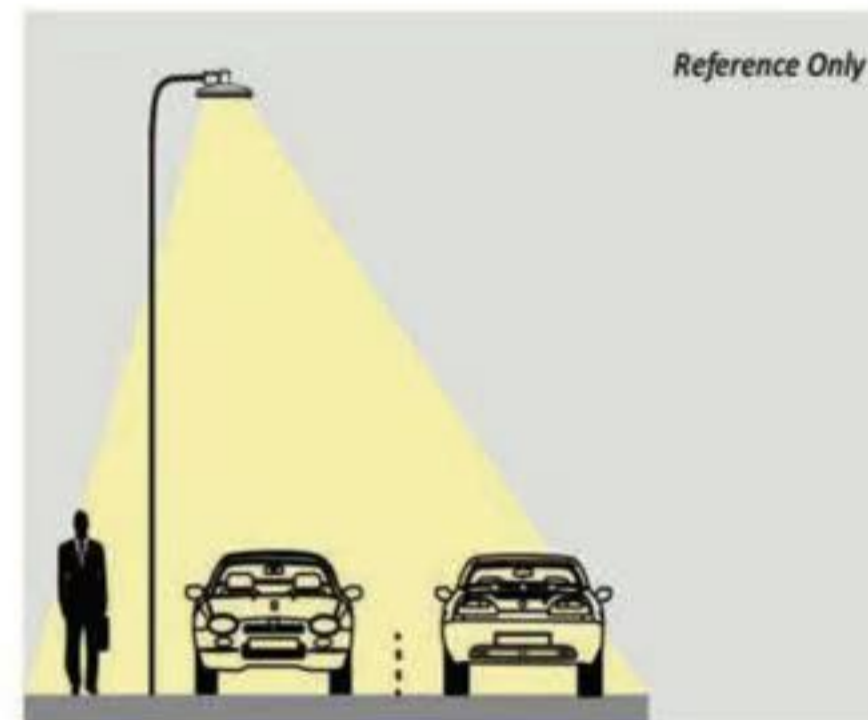
T2M55008



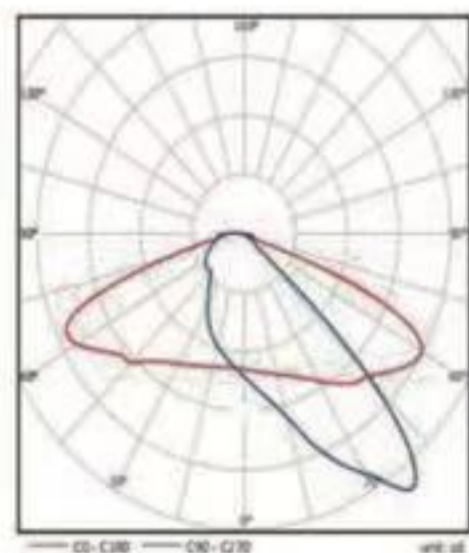
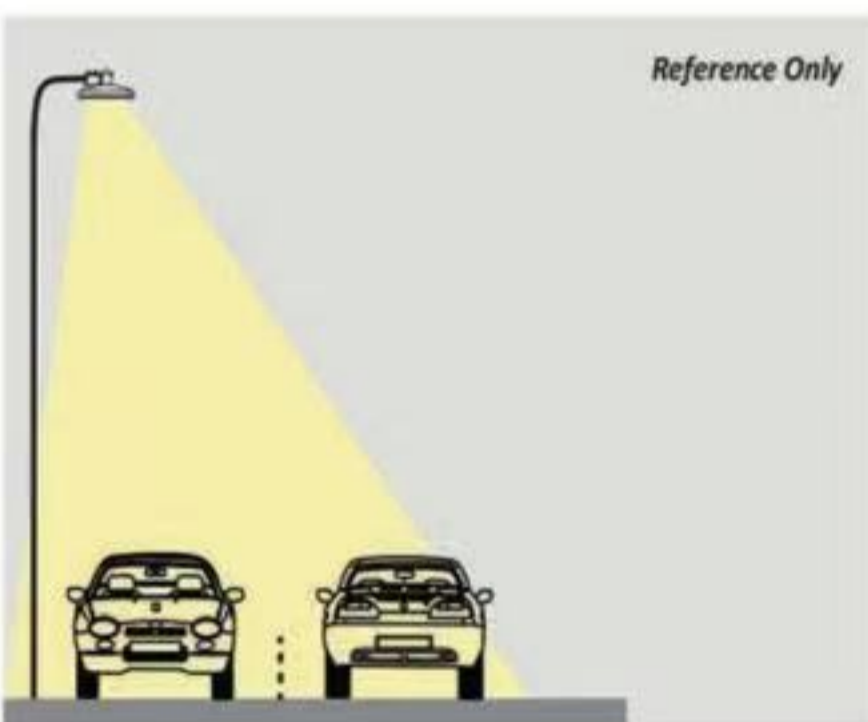
T3M55010



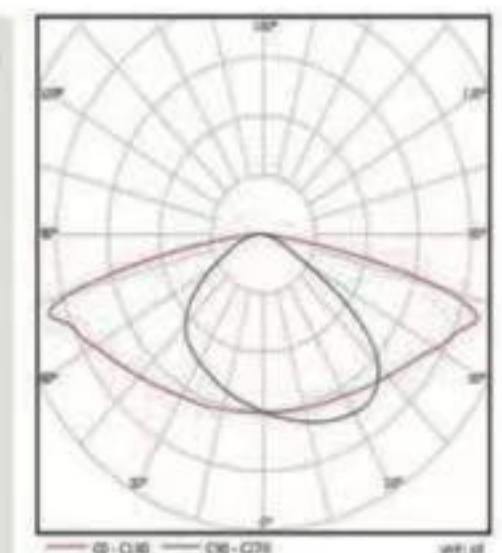
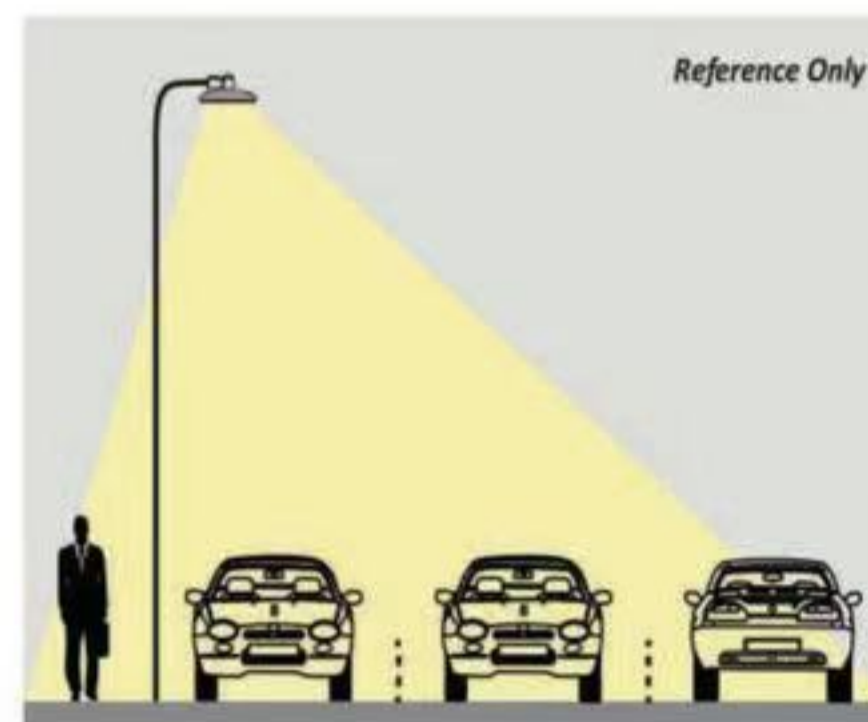
1M



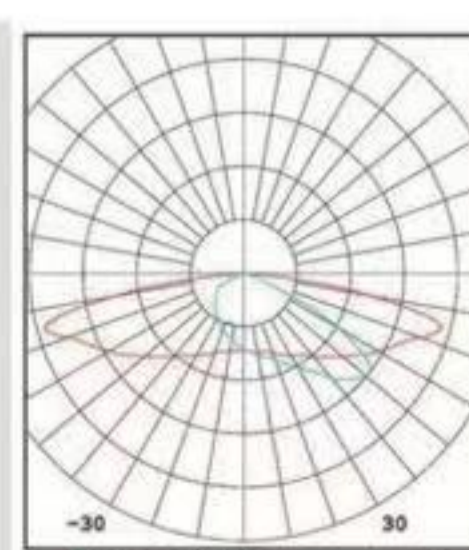
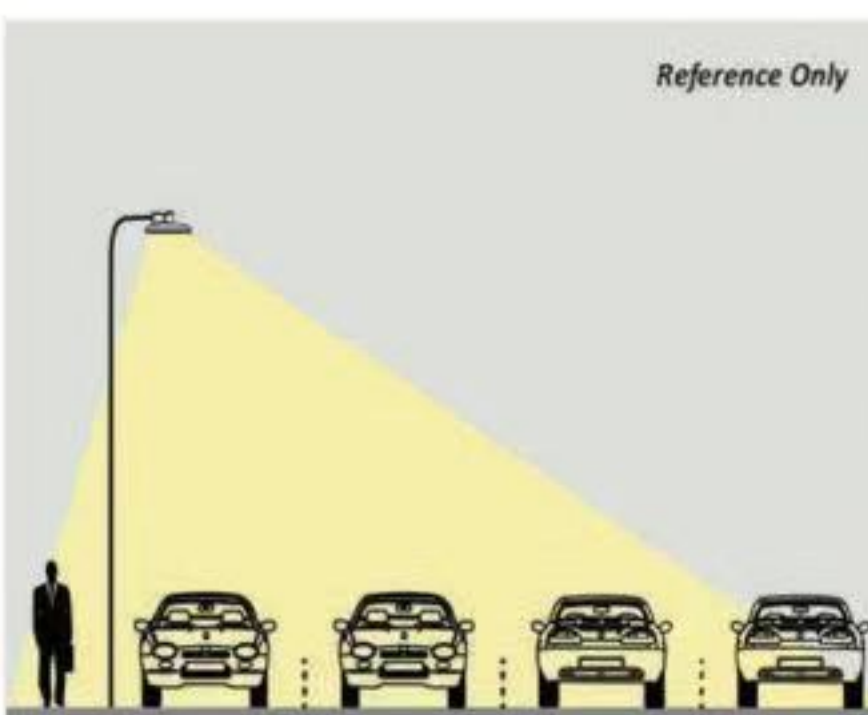
2M



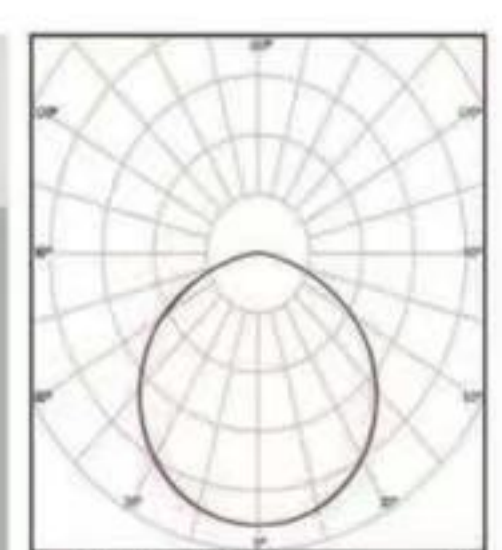
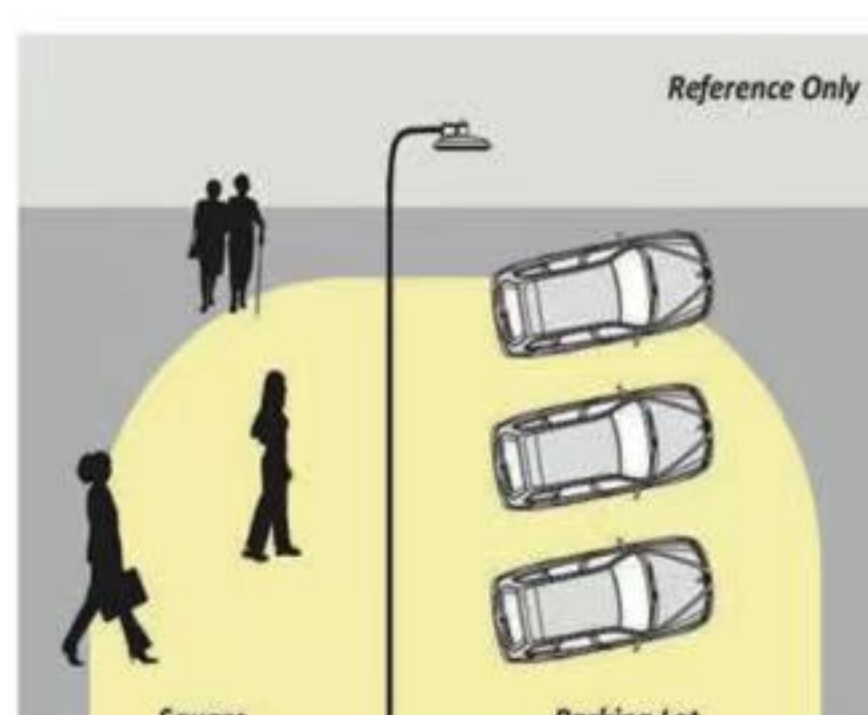
2M BLS



3M



4M

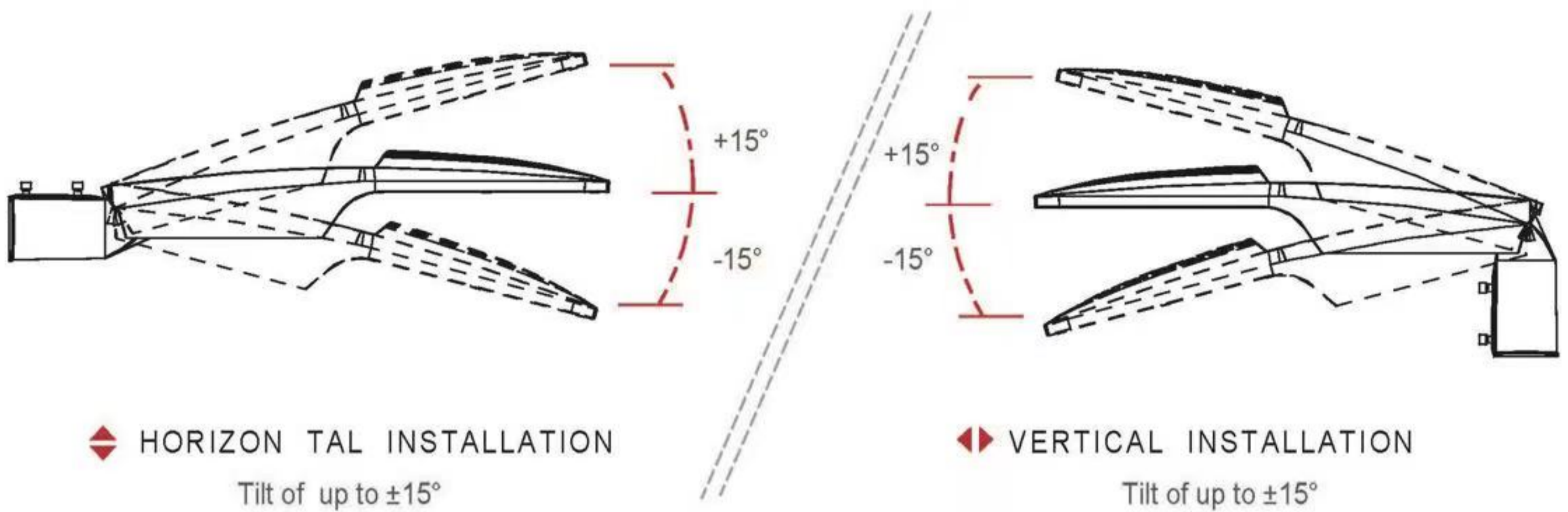


5S

▼ INSTALL

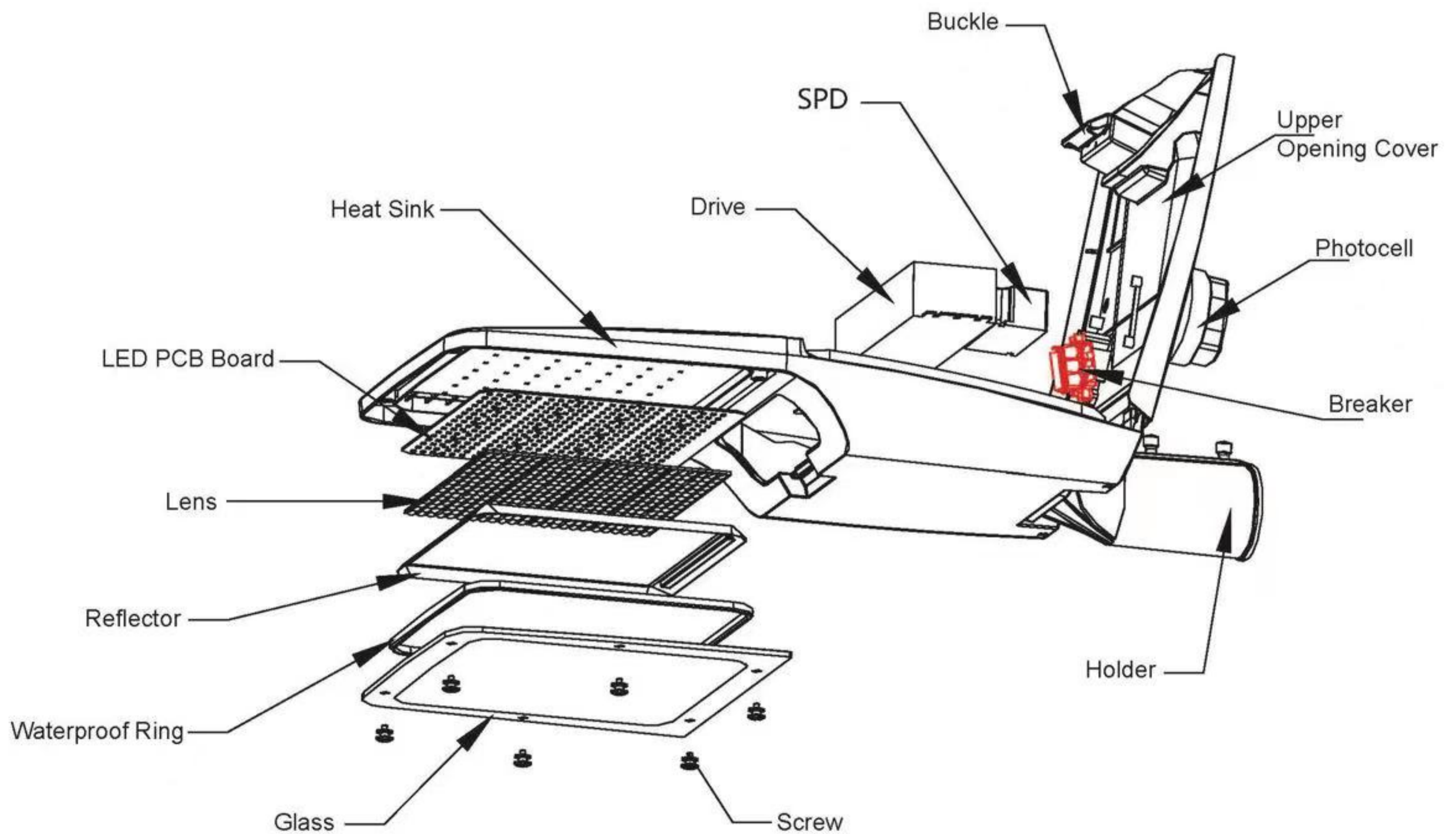
VERSATILE INSTALL

VERSATILE OPTICS



Fujing Helios Street Light features multiple wattages and optics which provide the ability to accommodate various mounting heights and methods.


▼ DETAILS



▼ SIMULATION SERVICE

We can provide Simulation service:

- AGI32 Simulation
- Calculux Simulation
- Dialux/EVO Simulation



▼ DIMENSION

| Fixture Information | | |
|---------------------|-------------|------------|
| Version | AxBxC(mm) | Weight(kg) |
| SS | 498x180x115 | 3.2 |
| S | 629x250x125 | 5 |
| M | 698x280x128 | 6.38 |
| L | 798x280x138 | |
| Fixture Information | | |
| Version | AxBxC(mm) | Weight(kg) |
| SS | 550x230x190 | 3.2 |
| S | 680x300x190 | 5 |
| M | 750x330x190 | 6.38 |
| L | 798x280x138 | 7.5 |

