

Nordfab In-line Spark Trap



Complementary Fire Prevention for your Dust Collection System

Simple, Economical Fire Protection

Installed in ducting as part of a dust collection system, the Nordfab In-line Spark Trap greatly reduces the possibility of fire in cyclones / collectors by decreasing the number of sparks which could reach the cyclone or collector through the ductwork.

The spark trap's effectiveness is based on a simple principle — disrupting the laminar airflow to cause sparks to cool and extinguish before they can enter a cyclone / collector. There are no moving parts and no power is required for operation.


Quick, Easy Installation and Cleanout

Quick-Fit clamp-together ducting eliminates rivets, screws, and welding, significantly reducing the time required to install or replace ducting. The Nordfab In-line Spark Trap can quickly and easily be mounted into Quick-Fit ducting systems, or other duct systems with use of a Nordfab adapter, and the trap can easily be removed for cleanout. Calibration or other assistance from a factory technician is not required.

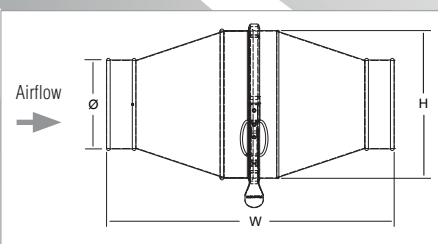



↑ sparks visible in airstream entering trap (closeup below)

↑ airstream exiting trap (closeup below)



↑ Nordfab In-line Spark Trap (shown with viewing spools on either side)



Must be mounted in a horizontal position.

NOTE: The Nordfab In-line Spark Trap is not a replacement for spark detection or explosion isolation systems. Complementary device only.

Ø mm	Part no.		Pressure loss in Pa at 15 m / s.	Height mm	Width mm	Weight kg
	Galvanised Steel	SS				
100	8210001264	8210001252	212	180	466	2,8
125	8210001265	8210001253	212	224	504	3,2
160	8210001266	8210001254	224	280	546	3,7
200	8210001267	8210001255	274	350	606	5,0
250	8210001268	8210001256	299	400	606	5,9
315	8210001269	8210001257	336	500	676	6,8
400	8210001270	8210001258	361	630	766	7,3
450	8210001271	8210001259	299	710	826	15
500	8210001272	8210001260	311	810	926	21
560	8210001273	8210001261	300	920	1026	26
630	8210001274	8210001262	315	1020	1086	33
710	8210001275	8210001263	320	1150	1186	39

Duct distance recommended: At least ten diameters from cyclone / collector
Velocity: 1500 - 5000 fpm (7,62m/sec - 25,4m/sec)