




# COOLING TOWER<sub>SM</sub>

## Complementary machine

The Emerymark cooling tower is an indispensable complement for all water cooled machines and the environmentally conscious business. The tower circulates and recycles the water needed to cool the machine. Its operation and installation are very simple. Minimal maintenance is required. The tower can be installed indoors or outdoors in most geographic areas.



Efficient and reliable pump



Made of food grade stainless steel



Easy operation & minimal maintenance



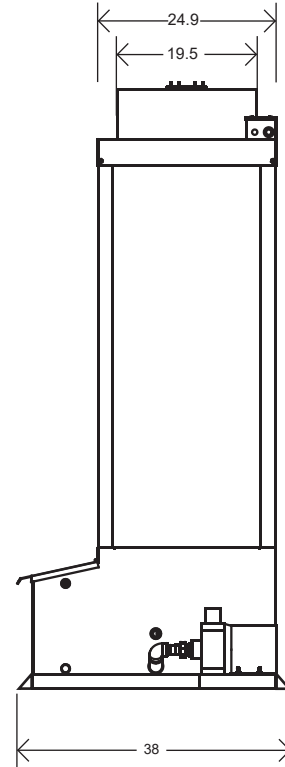
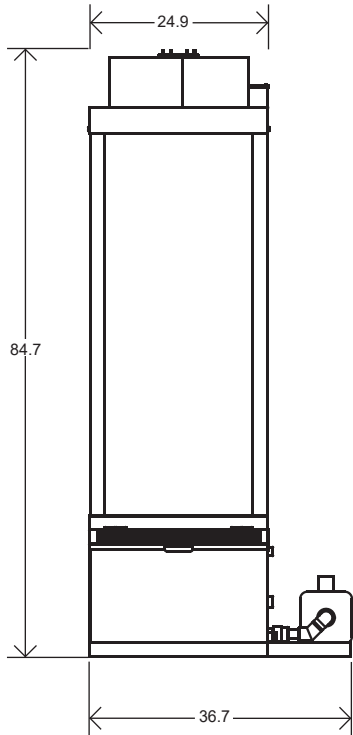
Warranty: 2 year on all components with lifetime support\*

**emerymark**<sup>®</sup>  
**USA**

**Emerymark USA**  
Gainesville, Florida  
[www.emerymarkusa.com](http://www.emerymarkusa.com)  
775-283-8274 (English) 775-682-0763 (Spanish)  
[sales@ices.cool](mailto:sales@ices.cool) [ventas@ices.cool](mailto:ventas@ices.cool)

# COOLING TOWER<sub>SM</sub>

\*Measurements in inches



## Dimensions

|        |                   |
|--------|-------------------|
| Width  | 36.7" / 93.4 cm   |
| Depth  | 38" / 96.7 cm     |
| Height | 84.7" / 215.3 cm  |
| Weight | 249.1 lb / 113 kg |

## Installation

|              |              |
|--------------|--------------|
| Installation | Single phase |
| Fuse size    | 10 AMPS      |
| Power cord   | 14 AWG       |
| Voltage      | 208-230 VAC  |

\*This data may vary without prior notice.

\*Labor not included. See detailed warranty terms.

## Pump

|             |        |
|-------------|--------|
| Quantity    | 1      |
| Power       | 1 HP   |
| Consumption | 0.9 KW |

## Fan

|             |         |
|-------------|---------|
| Quantity    | 1       |
| Power       | 0.5 HP  |
| Consumption | 0.45 KW |

Single phase

**emerymark**<sup>®</sup>  
USA

**Emerymark USA**  
Gainesville, Florida  
www.emerymarkusa.com  
775-283-8274 (English) 775-682-0763 (Spanish)  
sales@ices.cool ventas@ices.cool