

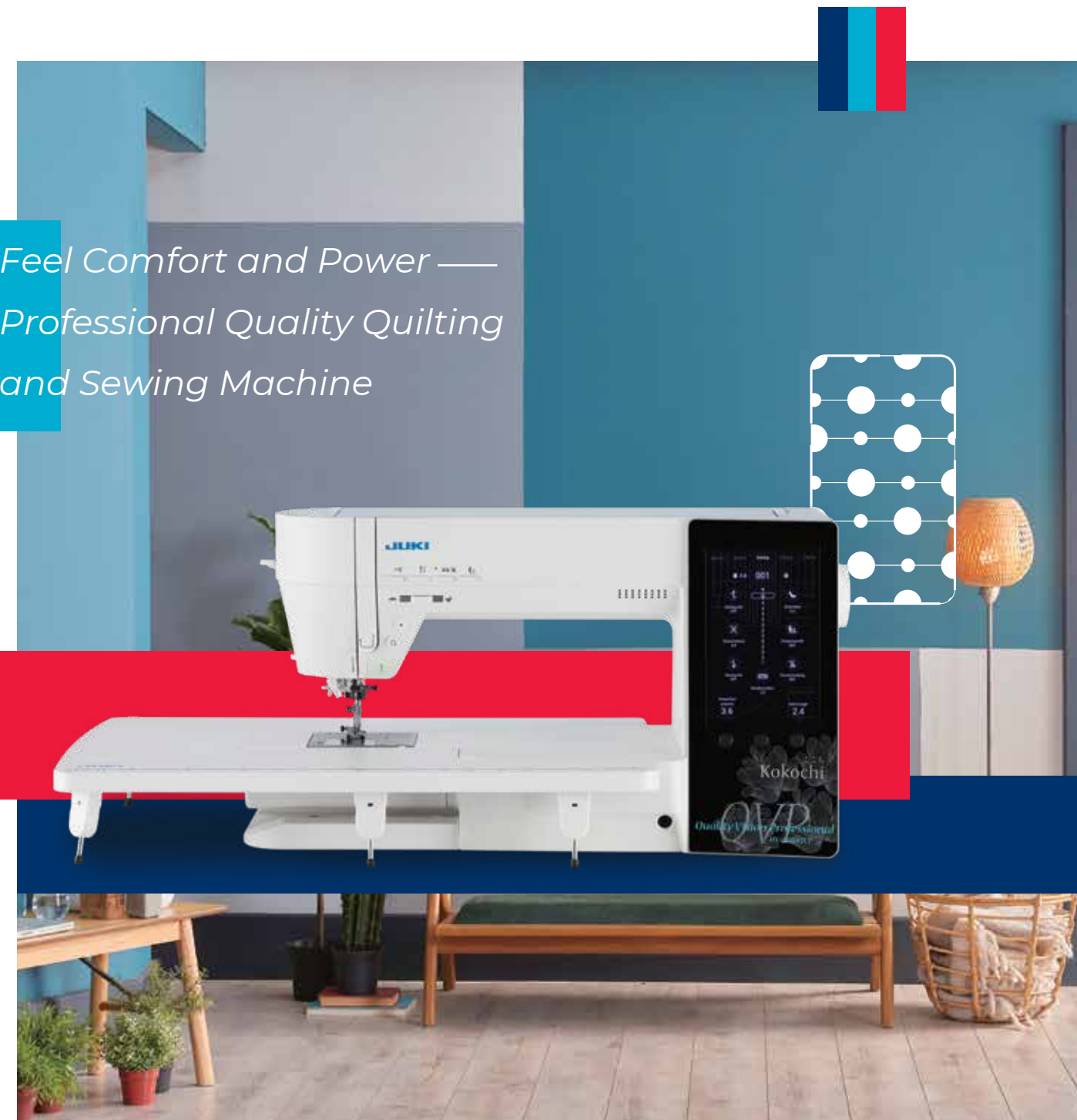
List of Main Functions / Specifications

|   | Name   | DX-4000QVP  |
|---|--|---|
| Functions   | Control System   | Computer  |
|   | Number of Stitch Patterns  | 368   |
|   | Number of Available Fonts  | 4   |
|   | Buttonhole   | Automatic (Sensor System) with Clamping Plate   |
|   | Start / Stop Button  | Green: Ready to start and/or while sewing.<br>Red: Not ready to start.<br>Orange: When the lock stitch button is pressed while the sewing machine is engaged in pattern sewing.   |
|   | Maximum Stitch Speed   | 1,050sti/min  |
|   | Auto Thread Trimming   | Yes   |
|   | Automatic Needle Threader  | Automatic Needle Threader   |
|   | Thread Tension System  | Automatic   |
|   | Automatic Lock Stitch  | Automatic Lock Stitch and Thread Trimming   |
|   | Feed Mechanism   | Box Feed Mechanism  |
|   | JUKI Smart Feed (Dual Feed Function)   | Yes   |
|   | Presser Foot Pressure Adjustment   | Stepless Adjustment (Digital)   |
|   | Drop Feed  | Yes   |
|   | Easy Bobbin Winding  | Yes   |
|   | Bobbin Thread Winder   | Bobbin Winder with Independent Motor  |
|   | Quick Bobbin Preparation   | Yes   |
|   | Bobbin Thread Counter  | No  |
|   | Bobbin Thread Run-Out Sensor   | Yes   |
|   | Light  | 6 LED Lights  |
|   | Function to Straight-Line Stitching  | Straight Throat Plate, Feed Dogs, and Presser Foot  |
|   | Micro-Lifter   | Presser Foot Pressure Settings by Dial  |
|   | Free Arm   | Yes   |
|   | Change in the Length/Width of Stitches   | Dial System / LCD Numerical Display<br>Stitch Width: Max. 7mm<br>Stitch Length: Max. 5mm  |
|   | Number of Needle Position (Straight Stitch/Other Than Straight Stitch)   | 37 / According to Pattern   |
|   | Pattern Reverse  | Up / Down and Left / Right  |
|   | Twin Needle Sewing   | Yes (Twin Needle is Option)   |
|   | Elongation Pattern   | Yes   |
|   | Adjustable Starting / Reverse Stitch Speed   | Yes   |
|   | Needle Up/Down Button  | Yes   |
|   | Low-Speed Inching Sewing   | Yes   |
|   | Needle Stop Position Switching   | Yes   |
|   | Presser Foot Pivot Function  | Yes   |
| Save/Call of Patterns                             | 10 patterns  |   |
| Horizontal Presser Foot Holder Button             | Yes  |   |
| Height of Lift of Presser Foot (1 Step / 2 Steps) | Button system: 6 · 8 · 10mm / 12mm<br>Lever system: 6mm / 12mm<br>Knee-lifting Lever system: 6 · 8 · 10mm / 12mm |   |
| Lock Mode   | Yes  |   |
| Operation Guide                                   | Displayed as Animation, Illustrations, and Text  |   |
| Standard Accessories                              | Sewing Machine Cover   | Soft Cover with Accessory Storage   |
|   | Auxiliary Bed  | Yes   |
|   | Knee Lift Lever  | Yes   |
|   | Wide Table   | Yes   |
|   | Foot Controller  | Yes (with Separate Foot Switch)   |
|   | Accessory Box  | Yes   |
|   | Accessories  | Standard Presser Foot (A) / Straight Presser Foot(S) / Zipper Presser Foot (B) / Overcasting Presser Foot (C) / Blind Stitch Presser Foot (D) / Buttonhole Presser Foot (E) / Manual Buttonhole Presser Foot (I) / Open Toe Presser Foot (O) / Patchwork Presser Foot (P) / 1/4" Guide Foot / Quilt Presser Foot (For Ruler) (Q) / Edge Sewing Presser Foot (R) / Zigzag Free Motion Quilting Set (Quilt presser foot (zigzag type) / Presser Foot Holder Setscrew / Adapter Shank / Needle Setscrew / Straight Throat Plate / Straight Feed Dog / Bobbin (4) / Needle Set HA X 1 # 11 (1); # 14 (1); # 16 (1); for knit # 11 (1) / Quilt Guide / Auxiliary Spool Pin / T-Shape Screwdriver / Ripper / Cleaning Brush / Spool Cap (Large) / Spool Cap (Middle) / Spool Cap (Small) / Foot Controller / Knee Lift Lever / Power Cord / Wide Table / Sewing Machine Cover / Quick Reference Guide / Accessory Box |
| Specifications                                    | Dimensions   | 23.7"(W)×12"(H)×10.4"(D)  |
|   | Arm Size   | 12"(W)×4.7"(H)  |
|   | Weight   | 32.8lbs   |

# DX-4000QVP



Feel Comfort and Power —  
Professional Quality Quilting  
and Sewing Machine



**JUKI**  
JUKI CORPORATION  
2-11-1, TSURUMAKI, TAMA-SHI, TOKYO  
206-8551, JAPAN  
<https://www.juki.co.jp>

**JUKI ECO PRODUCTS** This is an eco-friendly product which complies JUKI ECO PRODUCTS standards for protecting the environment.

**ECO**  
JUKI ECO PRODUCTS

- The sewing machine complies with the "JUKI Group Green Procurement Guidelines" on the use of hazardous substances, which is stricter than other restrictions, such as those of the RoHS Directive.

For details of JUKI PRODUCTS, refer to:  
[https://www.juki.co.jp/eco\\_e/index.html](https://www.juki.co.jp/eco_e/index.html)

\*The RoHS Directive is an EU Directive limiting the use of 6 hazardous substances (lead, hexavalent chromium, mercury, cadmium, PBB and PBDE) in electrical and electronic equipment. The Juki Green Procurement Guideline is the voluntarily established criteria to eliminate not only the aforementioned six substances, but also other ones which also adversely affect the environment.

JUKI CORPORATION holds the rights to change technical specifications without prior notice. 2009(F)

DX-4000QVP **Kokochi**  
Kokochi means "good feeling" in Japanese

# User-Focused Operability



DX-4000QVP *Kokochi*



**7"** color touch panel can be operated like a smartphone

Just like on a smartphone or tablet, intuitively select and edit patterns, change various settings, and view operation videos. With the most important and frequently used operations available, the layout and user-friendliness of icons, etc., are revolutionary.

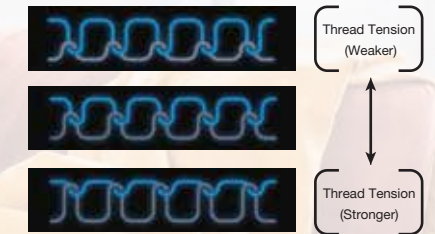
## Visualization of Adjustment Values

**NEW**

Changes in adjustments can be visualized with animations.



Adjust the thread tension by sliding your finger over the scale in the touch panel.

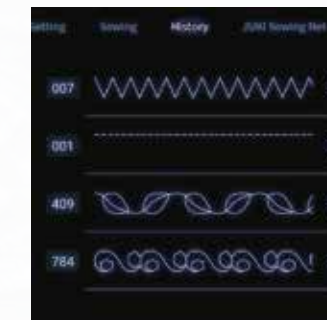


The animation changes according to the adjustment value.

## Store Recall Stitch Patterns

**NEW**

The last 10 stitches are stored in the history.

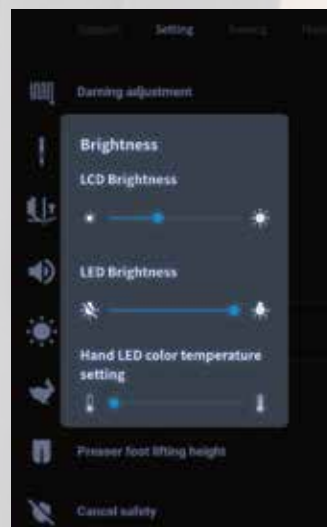


View illustrations of stitch patterns in the history to easily identify and select them with a single touch.

The settings that differ from the defaults are highlighted in blue.

## Change Color Temperature of Lights

**NEW**



Daylight

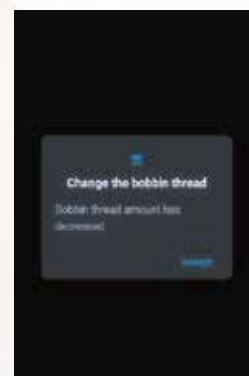


Soft White

Adjust the color temperature of the bulb between daylight and soft white. This eliminates visibility difficulties with certain fabric and thread color combinations.

## Notification Before Bobbin Thread Runs Out

**NEW**



An optical sensor will notify you when the bobbin thread reaches a certain amount. Sew with confidence without worrying about the remaining amount of bobbin thread.



## Have your Favorite Accessories Always at Hand

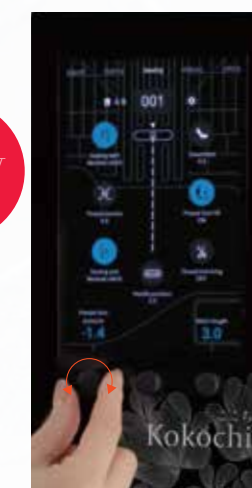
**NEW**



The auxiliary bed with accessory storage is the first among sewing machines with a 12" workspace. Keep your most often used accessories in their place and at your fingertips.

## Adjust the Presser Foot Pressure With the Easily Accessible Dial

**NEW**



In addition to the popular stitch width and length adjustments, easily adjust the presser foot pressure with a dial below the touch panel. Being able to change the presser foot pressure while sewing allows you to immediately respond to unexpected fabric feeding issues.



Before Adjustment After Adjustment

Sew stretchy fabrics evenly like knits, fleece, and more by adjusting the presser foot pressure.

## Expanded custom sewing

More convenience with 7" LCD and animations!

Explore JUKI's Online World with JUKI Sewing Net!

NEW



Connect to the internet to access JUKI Sewing Net from your sewing machine! From the Sewing Net, you can access JUKI's homepage where you may view projects, product information, and more. In addition, you can watch instructional videos of projects and/or sewing machines from JUKI's YouTube channel. With built-in WiFi capabilities, the online JUKI's sewing world is yours to explore from your machine screen!

### View YouTube Videos




JUKI Sewing Net allows you to view videos from your sewing machine! Follow step-by-step tutorials while sewing to create beautiful projects or learn a new technique.

### Browse JUKI's Website



JUKI Sewing Net allows you to also visit the JUKIQuilting.com web page to view projects, events, the latest JUKI news, product information and more.



You can view an instructional video on your smartphone by scanning the QR code of the operating procedure.



Select the title of the operating procedure that you want to view and follow the step-by-step instructions show in animated video.

## Make Sewing More Pleasant

JUKI Smart Feed  
(Built-In Dual Feed Unit)



Using JUKI Smart Feed allows you to reduce uneven feeding and stretched stitching of thin fabric. Feeding can be stabilized simply by lowering the unit.



### Easily Switch to Straight Stitch Sewing



By switching the machines throat plate and feed dogs to straight stitch, you can sew edges and sharp curves. Additionally, with this set up, you can prevent fabrics from being pushed into the needle hole when you begin sewing.

You can easily change the presser foot, feed dog and throat plate to straight stitch versions.



Straight Throat Plate



Straight Feed Dog

### Enjoy More Variations & Applications with Tapering

NEW

Increased ranges of the angle and direction settings have expanded the possibilities for sewing tapering.



You can select the angle and direction for the beginning and end of tapering.



You can set a stitch length in advance or store the length of the stitches that were sewn.



By using the memory and inversion functions, star-shaped appliques can be beautifully finished.

## Various Presser Foot Lift Functions

### Micro-Lift Function



When micro-lifter function is used



When micro-lifter function is *not* used


Using the presser foot pressure dial, you can raise the presser foot slightly to prevent uneven feeding and achieve a beautiful finish when sewing quilts, velvet, and other fabrics.

### Automatic Lowering of Feed Dog



The feed dog lowers automatically when the presser foot is raised to the extra lift position with the knee lifting lever. This prevents the fabric from getting caught on the feed dog and allows the fabric to be taken in and out smoothly.

### Pivot Function



This allows you to easily change the sewing direction while leaving both hands on the fabric, for example, when sewing corners of appliques. It automatically raises the presser foot when sewing is stopped with the needle in the lower position.


## Beautiful Buttonholes



Buttonhole sewing with clamping plate and sensor

This provides reliable feeding, even on thick fabrics and seams, and automatically corrects the left and right seam densities.

### Adjustable Cutting Width for Buttonholes



Since the cutting width can be changed, you can sew a buttonhole that matches not only the button size but also the button thickness.

## Smooth Free Motion Sewing




Transparent quilt presser foot makes the needle visible.



Since the feed dog can be lowered with the push of a button, you can easily set up the machine for free-motion sewing.



With the Zigzag Free Motion Quilting Set, you can enjoy free motion quilting of zigzag sewing.



Use the included quilt presser foot for free-motion quilting with a ruler.  
\*The ruler is an optional accessory.

## Easily Combine & Recall Patterns



Smartphone-like touch panel operations make it very easy to combine one-point patterns and characters. You can also recall (up to 10) previously created patterns after viewing them on the screen.



Create multiple variations from a single pattern, such as combining vertical and horizontal inversions.

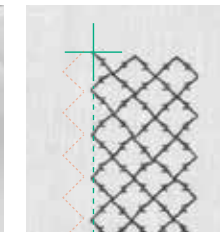
## Optional Accessories

Easy positioning at the beginning of sewing with the cross LED pointer

### LED Pointer



With the LED pointer, you can start sewing without lowering the needle to check the sewing start position. You can also attach a borescope camera instead of the LED pointer.  
Part No. 40247205



Expand your creativity with the LED pointer as a guide when aligning rows of patterns for sewing.



Easily share images and videos you are sewing to social media  
\*Please purchase a commercially available borescope camera.

### Mounting Base



The mounting base allows you to attach the LED pointer, scope, and magnifying lens attachment to the sewing machine.

Part No.40247204

### Thick Thread Decoration



Enjoy more three-dimensional decorations with thick threads or ribbons.



### Specialty/Low Tension Bobbin Case

Optimize your bobbin tension for bobbin work, free motion quilting and/or thread painting with our specialty/low tension bobbin case.

Part No. 40247203

## Included Accessories

### Auxiliary Box



Store all accessories such as presser feet and bobbins.

### Electric Knee Lift Lever



This highly responsive lever allows the presser foot to be moved up and down with very little force and without taking your hands off the fabric.

### Foot Controller (with independent foot switch functions)



The foot switch can be attached to either the left or right side of the pedal. Any one of seven switch operations can be assigned to the foot switch.