

# SPACE PLANNING BOOKLET

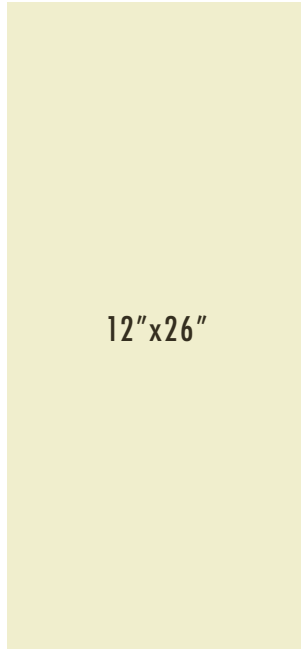
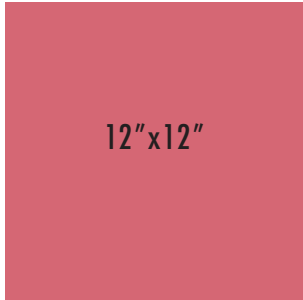


STEPHEN WILSON


# PLAN YOUR SPACE

Start with the size of the space in which you plan to install your art piece. The size of the space will determine how many pieces you can install and the sizes of those pieces. Since all of the art pieces are modular an infinite number of arrangements are possible. The next few pages will demonstrate different sizes and different piece formats. This is a measurement guide for how the pieces hang to form groupings. All of the sizes go together and are completely interchangeable. The following pages show grouping sizes. It is essential to hang the pieces so that a 2" gap is created between the pieces. Our design studio can help you create an arrangement in any size.

54"

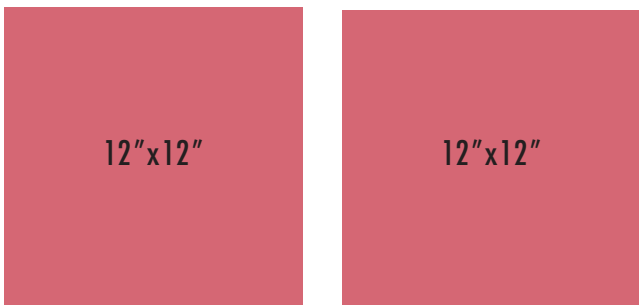
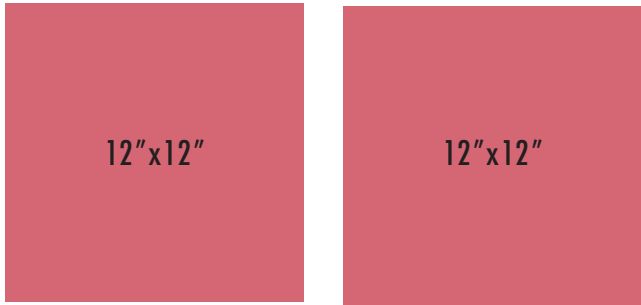


54"







A 4 block grid measures 26"x26"




A 6 block grid measures 26"x40"



A 9 block grid measures 40"x40"



A 16 block grid measures 54"x54"



A 25 block grid measures 68"x68"