






Colour in the Happy Linen baubles!

Turn the page for instructions on how to use them on the Christmas tree.






Step 1. Print it off and colour it in



Step 2. Glue it to some card and ask an adult to help cut it out.



Step 3. Find some string or ribbon and tape



Step 4. Cut the string and stick it to the back with tape.



Step 5. Simply hang the decoration on the tree!

If you decide to turn it into a Christmas decoration, do share the pics with us. You may even get bonus points in the competition!