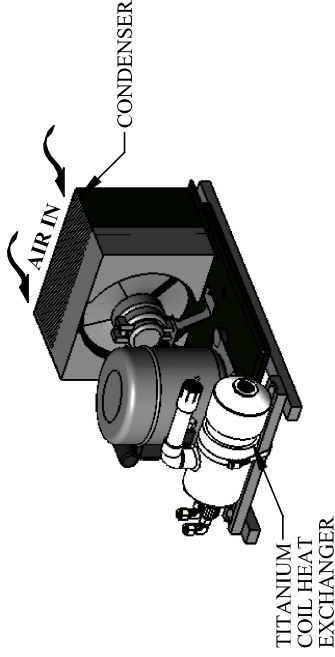
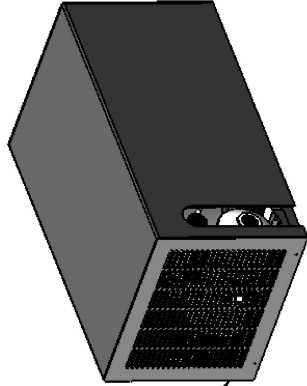


DS-3 THRU DS-6 CHILLER SPECIFICATION

FOR INDOOR FRESH AND SALT WATER APPLICATIONS



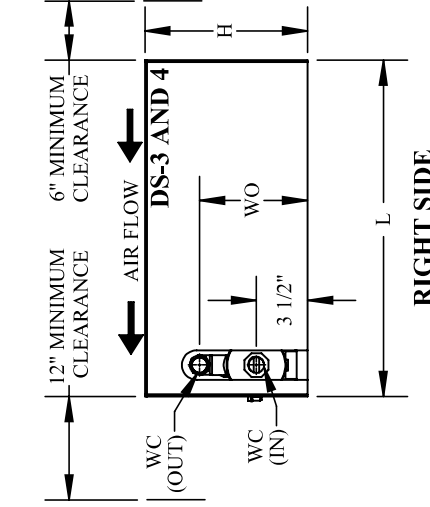
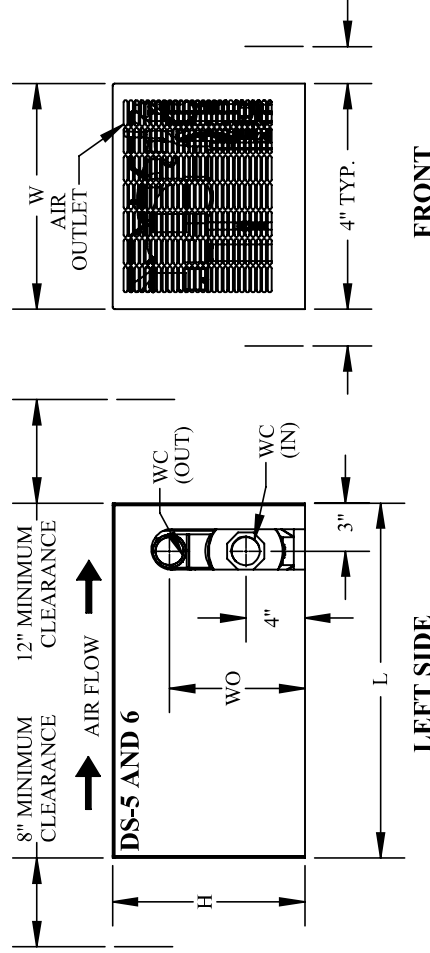
POWER CORD
PLUG TYPE



#5-15P
DS-3 THRU DS-5



#6-15P
DS-6



WO: WATER OUTLET WC: WATER CONNECTION SIZE

-ALL MODELS INCLUDES 18" LONG POWER CORD.

CHILLER SPECIFICATIONS

MODEL NO.	HP	NOMINAL BTUH	R134A REFRIGERANT CHARGE (OZ.)	VOLTS / PHASE	AMPS.	WATTS	WATER FLOW RATE (GPM)	AIR OUTPUT (CFM)	L	W	H	WO	WC WATER IN / OUT (FPT)	SHIPPING WEIGHT (LBS.)	SHIPPING DIMENSIONS (IN.)
DS-3	1/4	3,000	5	115	5.4	621	8-15	240	22 1/2"	13"	11"	7 1/4"	3/4"	53	28 x 17 x 15
DS-4	1/3	4,000	8	115	7.2	828	10-20	260	22 1/2"	13"	11"	7 1/4"	3/4"	62	28 x 17 x 15
DS-5	1/2	6,000	9.5	115	9.5	1092	12-25	350	23 3/4"	15 1/4"	13"	9 3/8"	1 1/2"	110	33 x 26 x 24
DS-6	1/2	6,000	9.5	230 / 1	4.8	1104	12-25	350	23 3/4"	15 1/4"	13"	9 3/8"	1 1/2"	112	33 x 26 x 24

NOTE:

- STANDARD MODEL CHILLERS OPERATE WITHIN A TEMPERATURE RANGE OF 65-80 °F.
- ADD "CWCT" (COLD WATER CAP TUBE) TO MODEL NUMBER FOR WATER TEMPERATURES BETWEEN 50-65 °F.
- ADD "TXV" (THERMAL EXPANSION VALVE) TO THE MODEL NUMBER FOR WATER TEMPERATURES BETWEEN 40-80 °F. MAXIMUM AIR TEMPERATURE IS 100 °F. MINIMUM AIR TEMPERATURE IS 55 °F. CONSULT AQUA LOGIC FOR AIR TEMPERATURES OUTSIDE THIS RANGE.
- ALL DIMENSIONS ARE APPROXIMATE AND CAN CHANGE WITHOUT NOTICE.



9558 Camino Ruiz, San Diego, CA 92126

SHEET TITLE
DS-3 THRU DS-6 CHILLER SPECIFICATION

* COPYRIGHT *
These drawings including design idea and construction techniques herein are the property of Aqua Logic Inc. and shall not be revised, copied, or reproduced in any manner without the written consent of Aqua Logic Inc.

DESCRIPTION DELTA STAR AIR COOLED WATER CHILLERS	DATE 2/1/2018	REVISION	SCALE 1:13	SHEET # 1 OF 1
DRAWN BY Armando Guzman				