

Aspen Series

Premium Medium Console Air Purifier

With HEPA and Natural Coconut Carbon Pre-Filter



English

Models
LP350TH (A - Z)

Form # LP350TH - 01
20170510

© 2017 © Registered Trademark/TM Trade mark of LivePure LLC
Manufactured under License By LivePure LLC
All rights reserved



TABLE OF CONTENTS

INTRODUCTION	3
HOW THE SYSTEM WORKS	4
AIR PURIFIER SAFETY	5
SAFETY INSTRUCTIONS	6
INSTALLATION REQUIREMENTS	7
OPERATING YOUR AIR PURIFIER	8
USING THE CONTROLS	8
RESETTING FILTER TIME INDICATOR	8
CLEANING AND MAINTENANCE	9
CHECK AND CLEAN	9
FILTER MAINTENANCE	10
TROUBLE SHOOTING TIPS	10
TECHNICAL SUPPORT	11
FILTER ORDERING	11
WARRANTY	12

INTRODUCTION

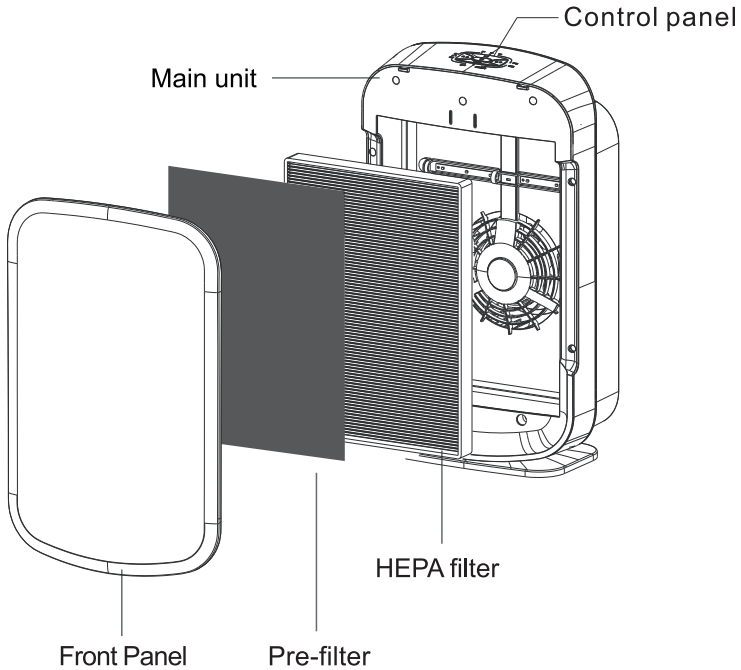
Thank you for choosing the LivePure™ Aspen Series Premium Air Purifier! LivePure Air Purifiers are designed to improve your indoor breathing environment simply, efficiently, and in style. Quality is key for LivePure so we use:

Long Lasting True HEPA Filter: Our HEPA filter is rigorously tested to ensure 99.97% efficiency in cleaning particles as small as 0.3 microns from the air, including smoke, dust, and pollen.

Natural Coconut Carbon Pre-Filter: The Pre-Filter uses carbon derived from coconuts. Carbon pre-filters reduce VOCs and household odors in the air as well as capture larger airborne particles including pet hair, dander, and fabric fibers, before they reach the HEPA filter, extending the life of the HEPA filter.

HOW THE SYSTEM WORKS

Air is pulled into the air purifier by the fan. The air passes first through the pre-filter, where larger airborne particles such as pet dander and hair are trapped. Smaller particles that pass through the pre-filter are then captured by the HEPA filter (up to 99.97% of particles as small as 0.3 microns.)



AIR PURIFIER SAFETY

Your safety and the safety of others are very important.

We have provided many important safety messages in this manual and on your appliance. Always read and obey all safety messages.



This is the safety alert symbol.

This symbol alerts you to potential hazards that can kill or hurt you and others.

All safety messages will follow the safety alert symbol and either the word "DANGER" or "WARNING." These words mean:

 **DANGER**

You can be killed or seriously injured if you don't immediately follow instructions.

 **WARNING**

You can be killed or seriously injured if you don't follow instructions.

All safety messages will tell you what the potential hazard is, tell you how to reduce the chance of injury, and tell you what can happen if the instructions are not followed.

IMPORTANT SAFETY INSTRUCTIONS

This appliance has a polarized plug (one blade is wider than the other). To reduce the risk of electric shock, this plug is intended to fit into a polarized outlet only one way. If the plug does not fit fully into the outlet, reverse the plug. If it still does not fit, contact a qualified electrician. Do not attempt to defeat this safety feature.

Do not operate air purifier with a damaged cord or plug. Discard air purifier or return to an authorized service facility for examination or repair.

Unplug air purifier before servicing.

Do not run cord under carpeting. Do not cover cord with throw rugs, runners, or similar covering. Do not route cord under furniture, or appliances. Arrange cord away from traffic area and where it will not be tripped over.

READ AND SAVE THESE INSTRUCTIONS

WARNING: To reduce the risk of fire or electrical shock, DO NOT use the air purifier with any Solid-State Speed Control Device.

WARNING: To reduce the risk of fire or electrical shock and injury to persons, DO NOT use in a window.

SAFETY INSTRUCTIONS

IMPORTANT! READ ALL INSTRUCTIONS BEFORE USING THIS AIR PURIFIER

This product should be used only in accordance with the specifications outlined in this manual. Usage other than what has been specified here may result in serious injury.

When using electrical appliances, basic precautions should always be followed to reduce the risk of fire, electric shock and injury to persons, including the following:

- Read all instructions before using appliance.
- **IMPORTANT** - This portable product has a polarized plug (one blade is wider than the other) as a feature to reduce the risk of electric shock. This plug will fit into a polarized outlet only one way. If the plug does not fit fully in the outlet, reverse the plug. If it still does not fit, contact a qualified electrician. Never use an extension cord unless the plug can be fully inserted. Do not alter the plug.
- To avoid fire or shock hazard, plug the appliance directly into a 120V AC electrical outlet.
- Keep the cord out of heavy traffic areas. To avoid fire hazard, NEVER put the cord under rugs, near heat registers, radiator, stoves or heaters.
- To protect against electrical hazards, DO NOT immerse in water or other liquids. Do not use near water.
- Place the Air Purifier in an area that is out of the reach of children.
- Always unplug the air purifier before moving it, opening the grill, changing filters, cleaning or whenever the air purifier is not in use. Be sure to pull by the plug and not the cord.
- NEVER drop or insert any object into any openings.
- DO NOT run cord under carpeting.
- DO NOT cover cord with throw rugs, runners, or similar coverings.
- DO NOT route cord under furniture or appliances. Arrange cord away from traffic area and where it will not be tripped over.
- DO NOT operate any appliance with a damaged cord or plug, if motor fan fails to rotate, after the appliance malfunctions, or if it has been dropped or damaged in any manner. Call Customer Service for assistance.
- Use appliance only for intended household use as described in this manual. Any other use not recommended by the manufacturer may cause fire, electric shock or injury to persons.
- DO NOT use outdoors.

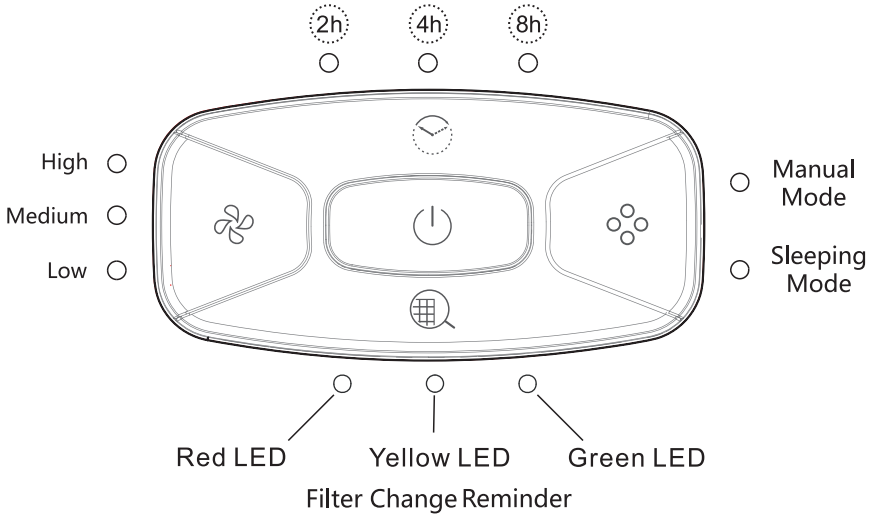
- NEVER block the air openings, grills/outlets or place on a soft surface such as a bed or sofa, as this could cause the unit to tip over, blocking the air intake or outtake opening.
- DO NOT attempt to repair or adjust any electrical or mechanical functions on this unit. Doing so will void your warranty. The inside of the unit contains no user serviceable parts. All servicing should be performed by qualified personnel only.
- DO NOT place anything on top of unit.
- This Air Purifier is designed for use on a level floor and may not work properly on an uneven floor. ALWAYS place the Air Purifier on a firm, level floor. ALWAYS place the Air Purifier at least six (6) inches away from walls and heat sources such as stoves, radiators, or heaters.

INSTALLATION REQUIREMENTS

1. Carefully remove your air purifier from the packaging and the plastic bag.
2. Select a firm level and flat location. For proper air flow, locate the unit at least six (6) inches from any wall or furniture. DO NOT block air opening.
3. Plug the 2 prong power cord into a **120V AC** electrical outlet.
4. Always lift your air purifier by the handle of the unit.
5. Operate indoors only.

OPERATING YOUR AIR PURIFIER

The air purifier is operated by the manual controls located on the air purifier top. This manual covers several different models. The air purifier you have purchased may have some or all of the features listed.




USING THE CONTROLS

1. Power- Press the center Power button to turn air purifier on or off.
2. Fan Speed- Press the fan speed button to select Low, Medium, or High speed. Low speed provides the best product sound, medium offers moderate cleaning, while high speed provides maximum cleaning power.
3. Timer- To use timer function, set to desired speed and press Timer button to select 2, 4, or 8 hours of operation. Air purifier will turn off after specified time.
4. Sleep Mode- When Sleep Mode is activated by pressing the Mode button, air purifier will operate on low speed setting until mode is changed back to Manual.

RESETTING FILTER TIME INDICATOR

During operation, the green Filter replacement light will be on. After 1800 hours of operation the yellow LED will light up. After 2000 hours of operation the red LED will light up, indicating that the filters should be checked and the pre-filter should be changed. After checking, cleaning, or installing new filters, reset the filter lights by pressing the Filters replacement key and holding it for 8 seconds.

CLEANING AND MAINTENANCE

⚠ WARNING

Electrical Shock Hazard Disconnect power before servicing. Replace all parts and panels before operating. Failure to do so can result in death or electrical shock.

CHECK AND CLEAN:

Clean unit with a moistened soft cloth only. DO NOT pour or splash water on the unit or use any abrasive-type cleaner on it. Clean all external surfaces, especially the air intake grills and air outlet.

NOTE: Ensure the air purifier is completely dry before plugging into power outlet and turn ON. Failure to do so could cause damage to the filters or air Pre-filter purifier.

It is necessary to periodically check and clean your air purifier. It is recommended to check the pre-filter monthly and the HEPA filter every 3 months. If the pre-filter is covered in dust and other particles, the pre-filter needs to be replaced. If the HEPA filter is also covered in dust and particles, it will need to either be replaced or cleaned by vacuuming. Please note that even with proper maintenance and cleaning, particles will build up over time on the HEPA filter and decrease the efficiency of the filter. The HEPA filter is long lasting but for optimal performance can be replaced occasionally as needed.

FILTER MAINTENANCE

We recommend periodically checking and replacing and/or cleaning filters for optimal performance.

- Under normal conditions, the filters should be replaced every 2000hours. Please note that depending on air quality and environmental factors, filters may need to be replaced or cleaned more frequently.
- Do not use water, any liquid or detergents to clean the filter.

Replace pre- filter

Remove any packaging and plastic bag from the new filter before replacement.

1. Disconnect the air purifier from the supply socket.
2. Open and remove the front cover.
3. Remove the filter from the compartment of the air purifier.
4. Remove the pre-filter from the HEPA filter.
5. Put the new pre-filter over the HEPA filter.
6. Put the filter back to the compartment of the air purifier.
7. Put back the front cover in place to the air purifier.

For Long Lasting HEPA Models

1. Disconnect the air purifier from the supply socket.
2. Open and remove the front cover.
3. Remove the filter from the compartment of the air purifier.
4. Remove the pre-filter from the HEPA filter.
5. Vacuum with brush attachment of vacuum cleaner.
6. Remove any packaging and plastic bag from the new filter before replacement.
7. Put the filter back to the compartment of the air purifier.
8. Put back the front cover in place to the air purifier.

For Replaceable HEPA Filter Models

Remove any packaging and plastic bag from the new filter before replacement.

IMPORTANT

1. Switch off and disconnect the air purifier from the supply socket.
2. Open and remove the front cover.
3. Remove the filter from the compartment of the air purifier.
4. Remove the pre-filter from the HEPA filter.
5. Put the pre-filter over the new HEPA filter.
6. Put the filter back to the compartment of the air purifier.
7. Put back the front panel in place to the air purifier.

NOTE: The filters may need to be checked, cleaned, or replaced more often with heavy use, such as in smoky or dusty environments.

Unit makes an unusual noise:

If this happens, do the following:

1. Reset the air purifier. Unplug the unit for 1 minute, then plug it back in.
2. Check the installation of the filter.
3. Check to see if the filter needs to be replaced.

Unit has reduced air flow or increased noise:

The filter may be excessively dirty. Replace or clean filter as needed.

NOTE: If you continue to experience a problem, please call the Customer Service Center toll-free (USA & Canada): 888-855-5426 OR see your warranty.

WARNING: DO NOT attempt to take apart the unit by yourself. Doing so may void your warranty and cause damage to the product or personal injury.

TECHNICAL SUPPORT

If you have any additional questions or problem with your LivePure Air Purifier, please call the Customer Service Center toll-free:

USA & Canada: 888-855-5426

HOURS OF OPERATION ARE MONDAY-FRIDAY 8:00AM-6:00PM EST, YOU MAY ALSO CONTACT US OVER THE INTERNET AT www.livepureshop.com

FILTER ORDERING

Replacement filters may be ordered by visiting our website at www.livepureshop.com . You may also call our Customer Service Center at 888-855-5426.

Air Purifier Model #	Filter P/N	Type
LP350TH	LP-PF900	Pre-Filter
LP350TH	LP-HF350	Replaceable HEPA Filter
LP350THP	LP-HF350P	Long Lasting HEPA Filter

- Applicable state and local taxes may apply.
- Prices are subject to change without notice.

WARRANTY

Live Pure Air Purifier 6 YEAR LIMITED WARRANTY

LivePure, LLC makes the following limited warranty to the original residential user or consumer purchaser of the Air Purifier: for six (6) years from date of purchase, if the air purifier motor fails when operated and maintained according to instructions attached to or furnished with the product, LivePure, LLC will repair or, at our option, replace your air purifier with an identical or comparable air purifier. If the Air Purifier cord or grille fails within one (1) year from date of purchase when operated and maintained according to instructions attached to or furnished with the product, LivePure, LLC will repair or, at our option, replace your air purifier with an identical or comparable air purifier. This warranty does not cover the pre-filter or HEPA filter. Failure to clean and/or maintain the air purifier, including replacing filters when necessary, will invalidate this warranty.

IF THE ORIGINAL RESIDENTIAL USER OR CONSUMER PURCHASER CEASES TO OWN THE AIR PURIFIER, THIS WARRANTY AND ANY IMPLIED WARRANTY WHICH THEN REMAINS IN EFFECT, INCLUDING BUT NOT LIMITED TO ANY IMPLIED WARRANTY OF MERCHANTABILITY OR FITNESS FOR A PARTICULAR PURPOSE, ARE VOIDED. NO WARRANTY, EXPRESSED OR IMPLIED, INCLUDING ANY WARRANTY OF MERCHANTABILITY OR FITNESS FOR A PARTICULAR PURPOSE, IS MADE IN RESPECT TO THE FILTER MATERIAL OR CARBON FILTER. THIS WARRANTY IS IN LIEU OF ALL OTHER EXPRESS WARRANTIES. THE DURATION OF ANY IMPLIED WARRANTY, INCLUDING BUT NOT LIMITED TO ANY IMPLIED WARRANTY OF MERCHANTABILITY OR FITNESS FOR A PARTICULAR PURPOSE, IN RESPECT TO THE MOTOR IS EXPRESSLY LIMITED TO THE PERIOD OF THE EXPRESS WARRANTY SET FORTH ABOVE.

This warranty is voided if the air purifier is not purchased and used in the USA or Canada. This warranty excludes and does not cover defects, malfunctions or failures of the Air Purifier which were caused by repairs by persons not authorized by us, use of parts or accessories not authorized by us, mishandling, modification, or damage to the Air Purifier while in your possession, or unreasonable use, including failure to provide reasonable and necessary maintenance. This warranty does not cover Air Purifiers used in commercial applications. There are no express or implied warranties as to commercial purchasers or users.

To obtain service, contact LivePure Customer Service at 888-855-5426. You will be responsible for insurance and freight or other transportation to our factory service center. We will return the air purifier freight prepaid. The air purifier should be properly packaged to avoid damage in transit since we will not be responsible for any such damage. Proof of purchase is required when requesting warranty service. The purchaser must present sales receipt or other document that establishes proof of purchase.

IN NO EVENT SHALL LIVEPURE,LLC . BE LIABLE FOR DIRECT, INDIRECT, SPECIAL CONSEQUENTIAL OR INCIDENTAL DAMAGES IN EXCESS OF THE PURCHASE PRICE OF THE AIR PURIFIER. YOUR SOLE REMEDY WILL BE REPAIR OR REPLACEMENT AS PROVIDED ABOVE. SOME AMERICAN STATES AND CANADIAN PROVINCES DO NOT ALLOW LIMITATIONS ON HOW LONG AN IMPLIED WARRANTY LASTS, SO THE ABOVE LIMITATION MAY NOT APPLY TO YOU.

SOME AMERICAN STATES AND CANADIAN PROVINCES DO NOT ALLOW THE EXCLUSION OR LIMITATION OF DIRECT, INDIRECT SPECIAL, INCIDENTAL OR CONSEQUENTIAL DAMAGES, SO THE ABOVE LIMITATION MAY NOT APPLY TO YOU. SOME AMERICAN STATES AND CANADIAN PROVINCES DO NOT ALLOW THE EXCLUSION OR INVALIDITY OF EXPRESS OR IMPLIED WARRANTIES IF THE USER CEASES TO OWN THE AIR PURIFIER, SO THE ABOVE LIMITATION MAY NOT APPLY TO YOU. THIS WARRANTY GIVES YOU SPECIFIC LEGAL RIGHTS, AND YOU MAY ALSO HAVE OTHER RIGHTS WHICH VARY FROM STATE TO STATE OR PROVINCE TO PROVINCE.