

Product Specs

Name	LivePure UV Sanitizer
Model	LP-UVS100
Battery	Lithium Polymer, 3.7V, 500mAh
UV Wavelength	UVC 275nm, UVA 390nm

If you have additional questions or problems, please call Customer Support toll-free (USA & Canada): **(888) 855-5426**.

HOURS OF OPERATION ARE MONDAY-FRIDAY 8:00AM-6:00PM EST. YOU MAY ALSO CONTACT US ONLINE: www.livepureshop.com

Safety

- Do not expose eyes or other body parts directly to UV light as UV light can be harmful to skin.
- Do not point UV light towards another person, human or plant as it can cause harm.
- Keep sanitizer out of reach of children.
- Clean unit with a moistened soft cloth only. DO NOT pour or splash water on the unit or use abrasive cleaners on it.
- Do not place sanitizer near water as it can damage product.
- Do not disassemble or modify sanitizer.
- Do not use with damaged cord. If sanitizer is not working as it should, has been dropped, left outdoors, or dropped into water, discontinue use and call LivePure Customer Service.

Warranty

The LivePure Company, Inc. makes the following warranty to the original residential user or consumer purchaser of the LivePure® UV Sanitizer:

If any part of the LivePure® UV Sanitizer fails during the first 1 (one) year from the date of purchase due to a defect in workmanship or material, we will replace, or at our option, repair the unit free of charge at our nearest service center. You will be responsible for all parts and labor costs after this period.


This warranty is voided if your LivePure® UV Sanitizer is not purchased and used in the USA or Canada.

This warranty excludes and does not cover defects, malfunctions, or failures of the sanitizer which were caused by repairs by persons not authorized by us, use of parts, or accessories not authorized by us, mishandling, modifications, or damage to the sanitizer while in your possession, or unreasonable use, including failure to provide reasonable and necessary maintenance. This warranty does not cover sanitizers used in commercial applications. There are no express or implied warranties as to commercial purchasers or users.

To obtain service, contact LivePure® Customer Service at (888) 855-5436. You will be responsible for insurance and freight or other transportation to our factory service center. We will return the UV Sanitizer freight prepaid. The UV Sanitizer should be properly packaged to avoid damage in transit since we will not be responsible for any such damage. Proof of purchase is required when requesting warranty service. The purchaser must be present sales receipt or other document that establishes proof of purchase.



UV Sanitizer

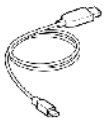


User Manual

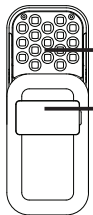
Components



Main Body



USB Charging Cable



UV Light

Stand



Charging Status LED

Micro USB

Introduction

Equipped with 13 UV LED lights, the LivePure® UV Sanitizer can be used everywhere to sanitize & sterilize surfaces. In only 10 seconds, the UV light will kill viruses, bacteria & germs.

Its minimal sliding design allows for storage in bags, purses or pockets, while the built-in sensor ensures user's safety. A fully charged product provides approximately 70 minutes of sanitizing power!



Don't worry about keeping your receipt. Register your product & we'll keep track of it for you.

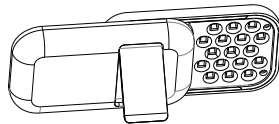
livepureshop.com/warranty

Using the UV Sanitizer

1. Place sanitizer, UV light down, near targeted area. For safety, it has a built-in sensor which will not activate the UV light if facing up.

2. Slide up to activate UV light & start sanitizing. To inactivate UV light, slide down. Sanitizer will automatically shut off after 3 minutes of continuous use. If sanitizer shuts off unintendedly, slide down & slide up again to continue sterilizing.

3. To fixate the sanitizer, pop out stand on back of sanitizer.



Using the Charger

When battery needs recharged, a red light will appear while slide is open.

1. Close slide.
2. Insert cord into sanitizer, just below arrow. This locks slides closed so UV light cannot turn on.
3. Insert USB into adapter (you can use one from smartphone or auxiliary battery). Green flickering light indicates sanitizer is charging.
4. Once charge is complete, light will stop blinking & remain green.

It takes approximately 1 hour, 20 minutes to fully charge & can be continuously used for up to 1 hour, 10 minutes after full charge.