

MIRA THE MONKEY SAYS HI...

A **FUN** Story And Conversation Kit



STEP 1
READ THE STORY



STEP 2
PLAY THE GAME



STEP 3
ACT IT OUT



MADE WITH LOVE FROM

indigrowTM

STEP 1
READ THE STORY



MIRA SAYS HI.....

he monkey was nervous about her first school day,
om should I talk to? With whom should I play?"

Mira worried , "I don't even know what to say!"

Koko the crow, wise in his own way,
Cawed gently, "Mira, don't be shy,
To introduce yourself, just say Hi."



As she entered the class, eyes wide and round,
She heard Koko's advice, a reassuring sound.
"Hello, everyone, my name is Mira," she said,
A twinkle in her eye, not a hint of dread.

"I love to swing from tree to tree
Would you like to play with me?"
Mira made friends day by day,
With Koko's advice, she found her own way.



So, whenever you meet someone new..
Say hi and tell them what you like to do
You'll soon make a friend or two..
All you need to do is just.. **'BE YOU'**



MADE WITH LOVE FROM

indigrow™

FOR AGES

3y+

DICE GAME

STEP 2
PLAY THE GAME

A FUN ACTIVITY TO HELP OUR LITTLE ONES FEEL COMFORTABLE TALKING ABOUT THEMSELVES

Let's Play with our little one and a dice. Let's roll the dice and ask each other questions. Keep adding questions. Ask anything you like. Let's play until there are no more questions!



	What is your name?
	What games do you like to play?
	What is your favourite animal?
	Do you like running games or games to sit and play?
	Do you like to share your toys?
	Do you like listening to stories?

FOR AGES
5y+

DICE GAME









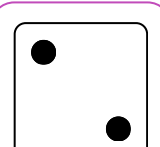




STEP 2
PLAY THE GAME



A FUN ACTIVITY TO HELP OUR LITTLE ONES FEEL COMFORTABLE TALKING ABOUT THEMSELVES

Let's play with our little one and two dices. Let's roll the dices and ask each other questions that come up in the combination. Let's play until there are no more questions!

You can also make up your own!

						
	Where do you live?	What's your favorite game to play?	What's your favorite drink?	What was the best holiday you ever had?	Who do you love? Why?	What's your hobby?
	Do you play an instrument?	What's something that you don't like?	What's your favorite story?	Do you have a pet?	What sound annoys you the most?	What's your favorite ice cream?
	What's your favorite food?	What's your favorite color?	What is the best surprise you ever had?	What is your favorite candy?	What would you like to collect?	When's your birthday?
	What makes you smile?	What's your best friend's name?	What's your favorite singer? Why?	What are you good at?	What do you like for breakfast?	How do you like to have fun?
	What's your favorite fast food?	How do you like to have fun?	What kind of TV shows do you like the most?	What do you like to do on the weekends?	Where are you originally from?	What's your favorite gadget?
	What type of movies do you like?	What music do you like?	What have you seen on TV recently?	What makes you angry?	What do you think of sports?	Have you seen any good movies lately?

MADE WITH LOVE FROM


indigrow™



STEP 3
ACT IT OUT

LET'S PLAY SCHOOL SCHOOL

A FUN ROLE PLAY ACTIVITY THAT HELPS OUR LITTLE ONE PRACTICE AND FEEL COMFORTABLE WITH INTRODUCTIONS.



How To Play:

Let's bring out our little ones stuffed toys and set them up in a little make believe school. Each of the animals is a student. Our little one can choose to play the role of the teacher or one of the students. You can choose a role too.

Let's start!

Pretend that it's the first day of school! What would the soft toys say to each other?

Pretend that the teacher is new. What would they say to all the children in class?

Pretend that only our little one is new to the class. What would they say? How would they make friends?

Pretend that one of the stuffed toys is new to the class. What would our little one say to make them feel welcome?



By taking on a role and pretending, our little ones can act out their feelings in a safe space. It helps them practice what they might do if a situation arises. Make sure to help by asking questions, make it more fun by providing them with props!

MADE WITH LOVE FROM

indigrow™