

# SCRIPT TO SCREEN

# SCRIPT TO SCREEN

## 1 READ THE GRAPHIC NOVEL!



Delve into the characters and story to prepare for the movie.

## 2 CASTING CALL



A tight cast is assembled to create the ultimate cinematic experience.

## 5 FILMING



Once everything is prepared, filming may begin.

## 6 MUSIC



With the visual style complete, the audio needs to match the tone and sensation of the film to bring the experience to a whole.

## 3 READINGS AND REHEARSALS



The graphic novel acts as both the script & storyboard of the movie.

## 4 STYLING AND MAKE-UP



With a story paying homage to ancient Egypt, the visuals of the characters demands excellence, particularly with the make-up.

## 7 POST-PRODUCTION SPECIAL EFFECTS & EDITING



When all the pieces are assembled, the post-production team bring together the final product.

## 8 THE FINAL PRODUCT



Once this has all been finished and double checked, the film is complete.

Photos supplied by Shutterstock\*





# PROCESS

A behind-the-scenes look at how *Spirit of the Pharaoh* came to life.

## Script

Spirit of the Pharaoh Graphic Novel - Chris Seary 3

Ra'mus battles on. But soon disappears under a crush of clawing bodies.

SETH  
(off panel)  
And you shall find no respite in the afterlife... only eternal torment

Research the energy of bodies - capturing aspects of motion that seep through the gaps and fissures.

The bodies of the Tolliving Legion are scattered like kindling to the wind. As Ra'mus rises to his full height, one hand gripping his GLOWING STAFF.

SETH  
(Classic Marvel Explodeyish - ZBC)

PAGE FIVE - FOUR PANELS

Ra'mus sweeps up the stone steps.

After --- RA'MUS  
After --- You!

Seth whisks his staff around towards Ra'mus.

Ra'mus slams into him, taking them both into mid-air.

SETH

As they lead towards the ground, HEPHEKATI, A spirited and fiery vixen goddess. With a kind of natural afroverance and mesmerizing beauty, fights her way through the hoard.

PAGE SIX - EIGHT PANELS

Surprised, she sees Ra'mus and Seth plummet.

RA'MUS HEPHEKATI

Five panel sequence as Hefekati punches and kicks her way through the hoard.

Ra'mus and Seth smash into the sand with terminal missile velocity. They both stand, Seth's eyes blazing as he slams Ra'mus with energy.

SETH  
You don't! I'm a living god... an immortal living god! While you, little Pharaoh, are still scotchy mortal!

First Draft - 30/11/14




After a story is outlined, the writer assembles a script. Unusually, this project was first written as a screenplay then divided into four parts. After a few drafts, this was then given over to the artist.

## Thumbnails




Small sketches that are created in order to work out the page layouts and pacing of the Graphic Novel.

## Pencils



Once the Thumbnails are finalised, the pages are pencil-drawn in the more traditional way that comics are drawn. Most of the key decisions are made at this stage, making the next steps of the process easier.

As with the previous steps, the pages are reviewed and some changes made if needed.



## Letters

Before moving to inks, the lettering is done in order to ensure everything is proceeding as planned.


Again, the story is reviewed, and some changes are made. Some in the script, some in the art.

## Inks

This section of the process embellishes the pencils, defining areas of black, and making sure that each panel is readable.

In the more recent digital age, this part can be skipped over as modern printing technology means the need for the art to be photographed in Black Ink is no longer a necessity.


However, for the classic look required for *Spirit of the Pharaoh*, this was the better way to go.





# PROCESS

## Colours



The final part of the process. Again, a more classic look for this book. As with the rest of the process, colouring is used to add life to the art and help with the storytelling. Even at this stage, changes are made if a better idea comes along. Once this is complete, it's off to the printer!