

CSI Literacy in easy steps



STEP


1

SHARED
READING



You model to all students how to use a specific reading strategy on a short digital text.

Videos, pop-up glossaries, and a digital tool bar to help you model strategy use.



A clearly outlined lesson focus.

Step-by-step support so you can guide students through the text.

A writing activity to help students connect to what they've just read.

STEP

2

COOPERATIVE
LEARNING



Your students work together on a different, audio-supported text to practise the reading strategy they learned in the group lesson.

Students work together to read a text. Alternatively, they can listen to an audio version of it.

Explicit directions outline what students should do before, during, and after reading. They use a transparency and marker placed over the page to mark up the text.




Cooperative writing graphic organiser.

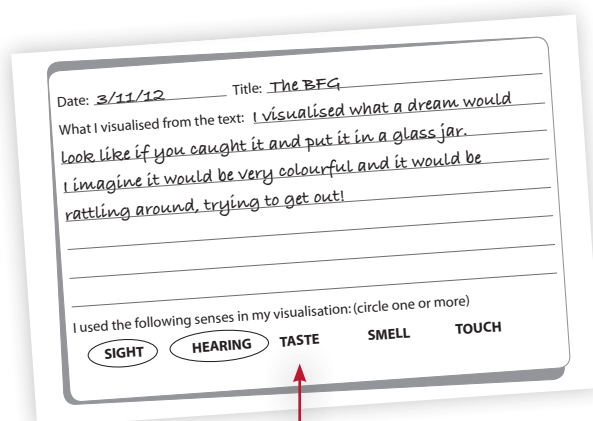
STEP

3

INDEPENDENT
REFLECTION



Each student independently completes a writing activity in their reflection journal.



Students write a reflection about their use of the reading strategy from the group and cooperative lessons.