

# RED & NEAR INFRARED THERAPY

## VIVENDI SANA

As you may already know, 'VIVENDI' means a way of life in Latin. 'Sana' means heal and that's exactly what you can do with our new Infrared collection. Heal your horse, your pets and yourself.

So what is infrared therapy?

Infrared uses specific wavelengths of light that are delivered to sites of the body that have been injured. It helps cells regenerate or repair themselves and also improves the circulation of oxygen-rich blood in the body, promoting faster healing of deep tissues and relieving pain. Infrared light has the ability to penetrate below the skin layers, providing a much greater depth which is able to effectively provide pain relief. It is natural and painless and provides a vast range of health benefits, without damaging the skin through UV radiation. Infrared light has shown immense health benefits, from pain relief to reducing inflammation as well as so much more:

- IMPROVE PERFORMANCE
- WIDE SPREAD TREATMENT
- HEALS DAMAGE UP TO 200% FASTER
- INCREASES BLOOD FLOW & REMOVES WASTE PRODUCTS
- PAIN RELIEF FOR OLD INJURIES, ARTHRITIS ETC
- USE BEFORE & AFTER TRAINING TO PREVENT INJURIES
- WORK BETTER & RECOVER FASTER
- EASE STIFFNESS & TENSION
- INCREASES RECOVERY IN MUSCLES & JOINTS
- VERY RELAXING FOR STRESSED ANIMALS
- TREATS INFLAMMATION
- FASTER WOUND HEALING
- REDUCES SCARRING
- CAN BE USED ON ALL ANIMALS BY SOMEONE OVER THE AGE OF 18. ALWAYS WEAR GOGGLES AND DO NOT LOOK DIRECTLY AT THE LIGHT.

Thousands of research studies available:

<https://docs.google.com/spreadsheets/d/1ZKl5Me4XwPj4YgJCBes3VSCJjiVO4XI0tIR0rbMBj08/htmlview#gid=0>

**FOR ANY SPECIFIC ADVICE PLEASE CONTACT : ENQUIRIES@VIVENDIEQUESTRIAN.COM**

VIVENDI *Sana*

**IMPROVING HUMAN & EQUESTRIAN PERFORMANCE**

*This is not intended to diagnose or replace the advice of your medical practitioner*

# RED & NEAR INFRARED THERAPY

VIVENDI SANA

## PHOTOPUNCTURE

*Photopuncture is acupuncture using light instead of needles.*

Use our Vivendi Sana Focal Torch with a focused beam (also known as torches or hand-held lights) to specifically activate energy points (aka acupoints) along the acupuncture meridians.

These energy points and their meridians along the body are made up of a special type of electro-magnetic cells called bonham corpuscles. Research has proven that light travels along these meridians just like it does fiber optic cable, opening and balancing the energetic flow in its wake.

This method of helping to balance and heal the body has been used for horses, pets and humans for over 25 years and is now being recognised by acupuncture schools and international light therapy programs as a valuable tool.

Photopuncture is usually performed by applying red light directly to the skin above the point for 15 - 180 seconds per point, depending upon the power output of the device. This allows us to activate the acupuncture point in a short period of time which results in using light instead of pharmaceutical drugs for pain.

The Vivendi Sana Focal Torch is excellent for helping to lower pain and increase circulation in any area of the body that is in need of care. Simply hold the light to the area for 1 - 3 minutes per area at least once a day.

**For any specific advice please email the Sana team : [enquiries@vivendiequestrian.com](mailto:enquiries@vivendiequestrian.com)**

VIVENDI *Sana*

**IMPROVING HUMAN & EQUESTRIAN PERFORMANCE**

*This is not intended to diagnose or replace the advice of your medical practitioner*



# Focal Torch Instruction Manual

## USE : Focused Light & Photopuncture



Congratulations on taking control of your pain! We use LED Light Therapy to provide direct, non-addictive, drug free pain relief as well as skin care .

Simplify your life with the LED Light Therapy . For your convenience, please read the following closely before using the product as it may explain important operating procedures.

Torch led therapy light uses combo of blue 460nm , red 630nm 660nm and Infrared 850nm & 940nm LEDs which is chosen to give the ideal light intensity for biological effects anywhere on the body.

### INCLUDED WITH THIS PACKAGE

- 1\* Carry Bag
- 1\* LED Light Therapy Torch
- 2\* Rechargeable Battery 18650
- 1\* USB Battery Charger
- 1\* Protective eyewear
- 1\* User Manual

### BENEFITS

- Temporary relief of minor muscle and joints pain , arthritis and muscle spasm, relieving stiffness, promoting relaxation of muscle tissue
- Brightens skin
- Promotes circulation
- Reduces inflammation
- Stimulates collagen production
- Smooth fine lines and wrinkles
- Prevents breakouts by killing the acne-causing bacteria

VIVENDI *Sana*

**IMPROVING HUMAN & EQUESTRIAN PERFORMANCE**

*This is not intended to diagnose or replace the advice of your medical practitioner*

## DIRECTIONS FOR USE

Hold the unit over the treatment area at a distance anywhere from touching the skin to 1 inch away from the skin . Hold the unit on the treating area for 3 minutes, guides as below:

### Pain Level

Light Pain : Once per day per treatment location

Average Pain : Twice or three times per day per treatment location

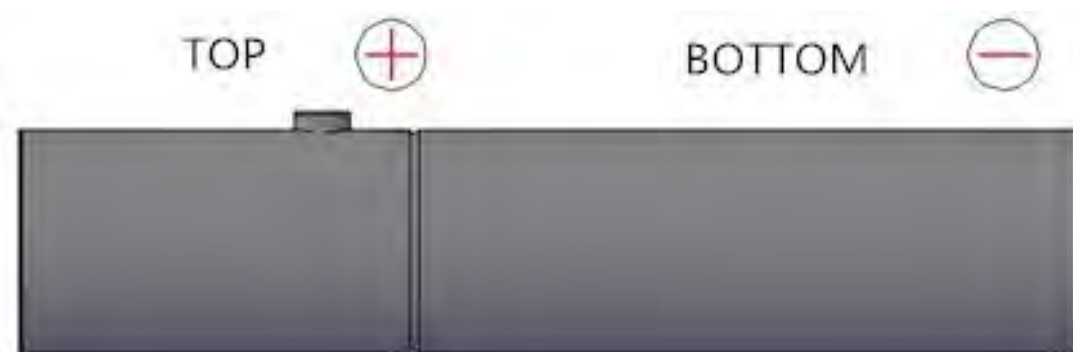
Deep Pain : Three times per day per treatment location

1) Do not keep the device ON for more than 3 minutes at a time . If you want to treat several parts of your body consecutively, TURN OFF the device for at least 1 MINUTE, after every 3 minutes ON. This will keep the unit from overheating.

2) Insert the provided battery into the battery compartment by unscrewing your torch. Be sure to orient the battery correctly:

Positive pole against the TOP.

Negative pole against the BOTTOM.



### Notice :

\* Please remove battery for extended periods of nonuse .

\* Please only use 18650 batteries .

### 3) Select options :

Press the power button once quickly, then :

a. Press the button once, and all LEDs turn on .

b. Press again , and only red (630nm 660nm) & near infrared (850nm 940nm) will be on, and blue (460nm) off. **Note that near infrared light is invisible to the human eye so it may appear that the LEDs are off when in fact the infrared is on.**

c. Press again, only blue (460nm) LED on , and other LEDs off.

d. Press again, and all LED diodes will turn off.

If you press the power button for more than 5 seconds, and :

a. Press the button once, and all LEDs comes to pulse mode.

b. Press again , and only red (630nm 660nm) & near infrared (850nm 940nm) comes to pulse mode.

c. Press again, and only blue (460nm) LED comes to pulse mode.

d. Press again , and all LED diodes will turn off.

4) Usage Frequency : Use device 1-3 times per day for at least 4 weeks , and for a duration of 3 minutes on one treatment area before moving the device to the next treatment area.

VIVENDI *Sana*

IMPROVING HUMAN & EQUESTRIAN PERFORMANCE

*This is not intended to diagnose or replace the advice of your medical practitioner*



# APPLICATION

## Advanced Equine Photopuncture Charts

- ☐ Anhidrosis Inability to Sweat - Equine
- ☐ Bleeding Emergencies - Equine
- ☐ Bowed Tendons - Equine
- ☐ Buck Kneed - Palmer Flexion - Equine
- ☐ Choke - Equine
- ☐ Cough - Chronic - Equine
- ☐ Ear Mites and Infection - Equine
- ☐ Edema - Stocking Up - Equine
- ☐ EPM - Protozoal Myelitis - Equine
- ☐ Eye Health - Equine
- ☐ Fertility - Equine
- ☐ Gelding Scars - Equine
- ☐ Grieving Horse - Equine
- ☐ Heat Shock - Equine
- ☐ Heaves - Equine
- ☐ Hip Pain and Imbalance - Equine
- ☐ Hock Issues and Support - Equine
- ☐ Hunters Bump - Equine
- ☐ Hyoid Release & Rebalance - Equine
- ☐ Kissing Spine - Equine
- ☐ Liver Support - Equine
- ☐ Lower Back Pain - Equine
- ☐ Lymph Drainage & Edema - Equine
- ☐ Metabolic Support - Cushing's - Equine
- ☐ Moody Mare - Equine
- ☐ Navicular Disease - Equine
- ☐ Neck Issues Stiffness and Pain - Equine

## Basic Equine Photopuncture Charts

- ☐ Allergies & Hives - Equine
- ☐ Calming and Sedation - Equine
- ☐ Colic and Digestive Support - Equine
- ☐ Detoxification Support - Equine
- ☐ Gas Pain & Pressure - Equine
- ☐ Health and Balance Points - Equine
- ☐ Hoof Abscess - Equine
- ☐ Laminitis and Founder - Equine
- ☐ Parasites - Internal - Equine
- ☐ Parasympathetic Points - Equine
- ☐ Support for the Aging Horse - Equine

**PHOTOPUNCTURE FOR TARGETED LIGHT USING ACUPUNCTURE MERIDIANS  
IMPROVING HUMAN & EQUESTRIAN PERFORMANCE**

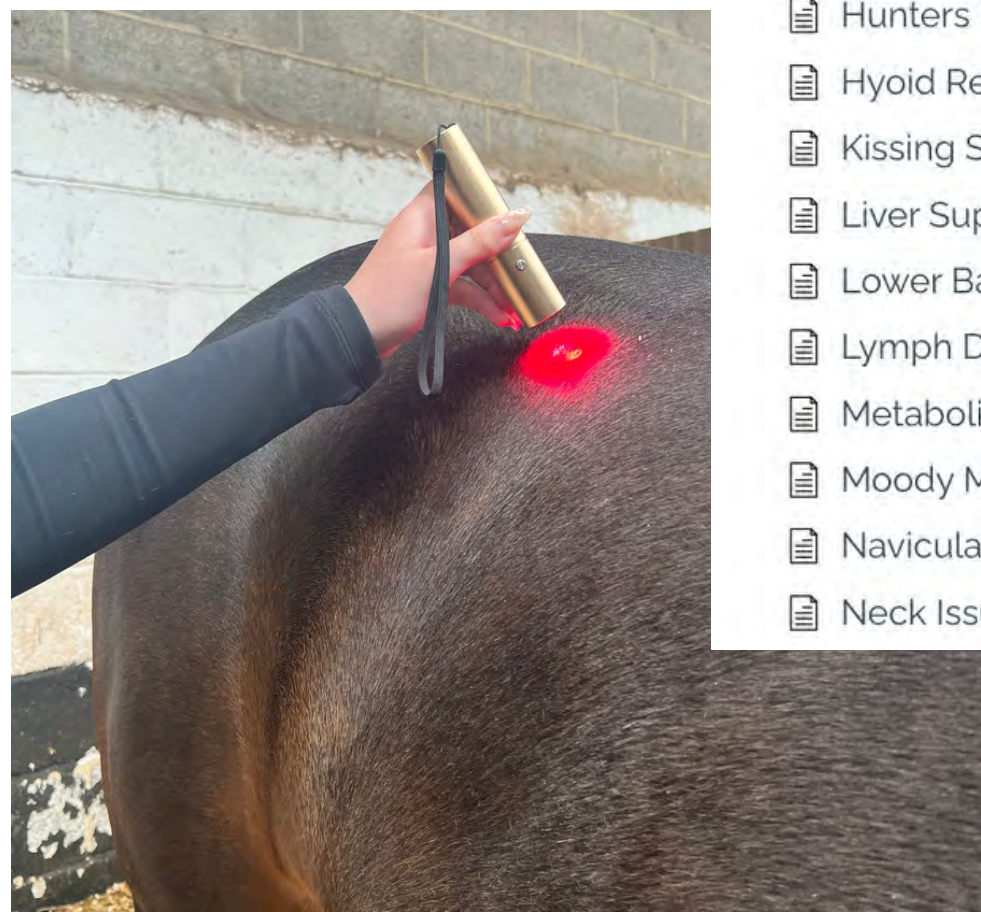
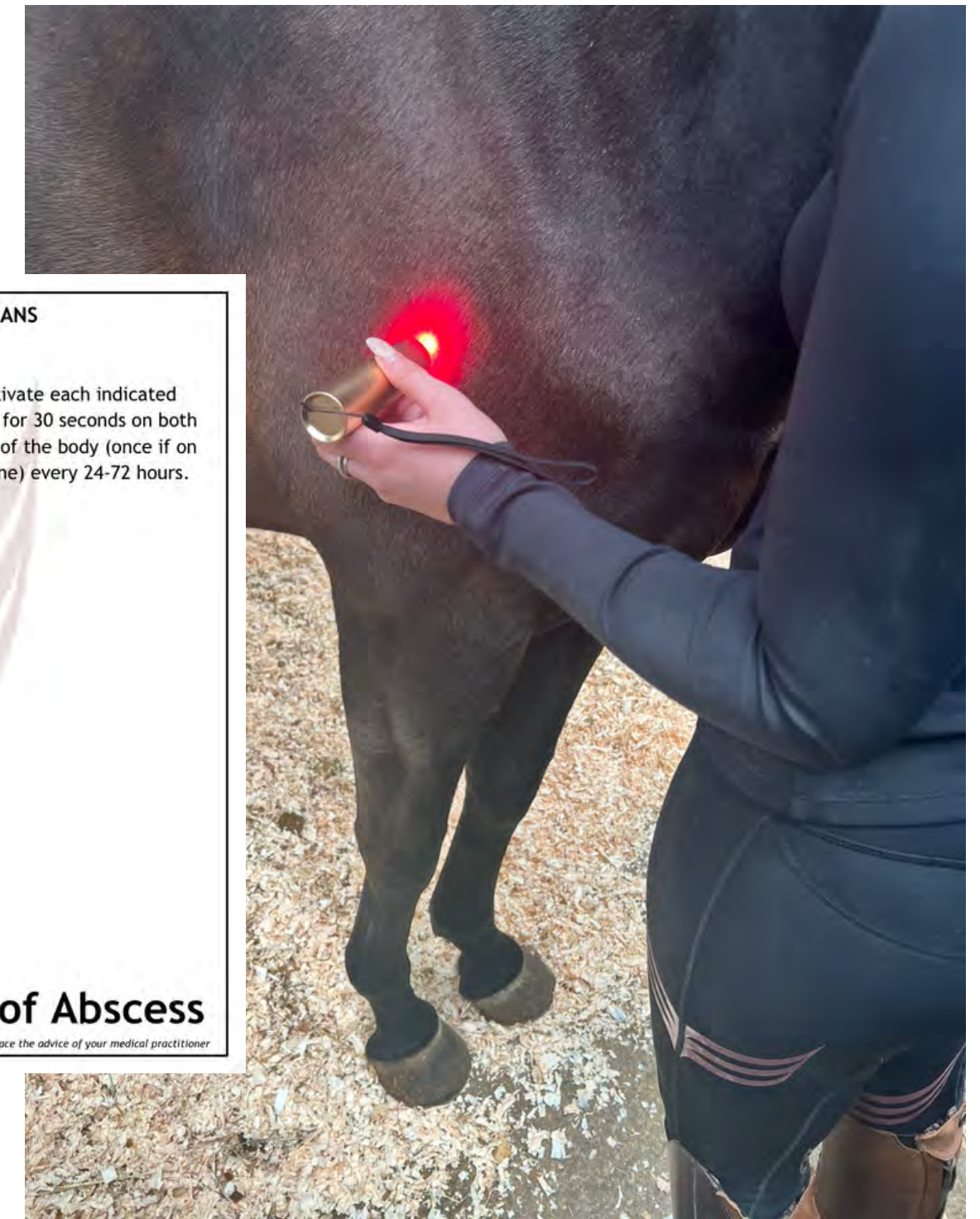
Activate these points daily in addition to lighting up the 6 divots around the coronet band on the affected hoof or hooves.

Activate each indicated point for 30 seconds on both sides of the body (once if on midline) every 24-72 hours.

**VIVENDI Sana**

**Hoof Abscess**

This is not intended to diagnose or replace the advice of your medical practitioner



- ☐ Neck Issues Stiffness and Pain - Equine
- ☐ Pregnancy - Points NOT to Activate - Equine
- ☐ Recovery - Exhaustion - Equine
- ☐ Respiratory and Immune Support Equine
- ☐ Ringbone Rebalancing - Equine
- ☐ Shoulder Pain & Imbalance - Equine
- ☐ Stifle Issues - Equine
- ☐ Stocking Up - Equine
- ☐ Support for the Aging Horse - Equine
- ☐ Suspensory Tear - Hind Leg - Equine
- ☐ Topline - Improve & Strengthen - Equine
- ☐ Ulcers - Equine

**VIVENDI Sana**

**IMPROVING HUMAN & EQUESTRIAN PERFORMANCE**

*This is not intended to diagnose or replace the advice of your medical practitioner*



## DIRECTIONS FOR USE

Rating Power	15W
Actual Output	4.5-5W
Product Size	123 mm * D30 mm
Product Weight	0.135 kg including one battery side
LED QTY	5 PCS Leds
Wavelength	460nm 630nm 660nm 850nm 940nm
Material	Aluminum
Casing Color	Champagne-Gold
Battery	Rechargeable Lithium Battery 18650
Irradiation	Over 120 mW / cm sq
EMF	0 UT at 0 Inch ( SAFE )
Timer	3 Minutes
Lifespan	50,000 hours
Warranty	24 - Month

- Don't treat near the eyes
- Not intended for the use by children and pregnant women
- Don't stare directly at the light. Use protective glasses while using the device
- This device is non waterproof. Do not submerge the torch or its components in water
- Do not use if you have epilepsy
- Do not use device if your skin is light sensitive or you are currently using medication or undergoing treatment that may cause sensitivity of skin of light
- Ask your Doctor prior to using if you:
  1. Are taking drugs known to cause light sensitivity
  2. Have any medical questions regarding use of this device