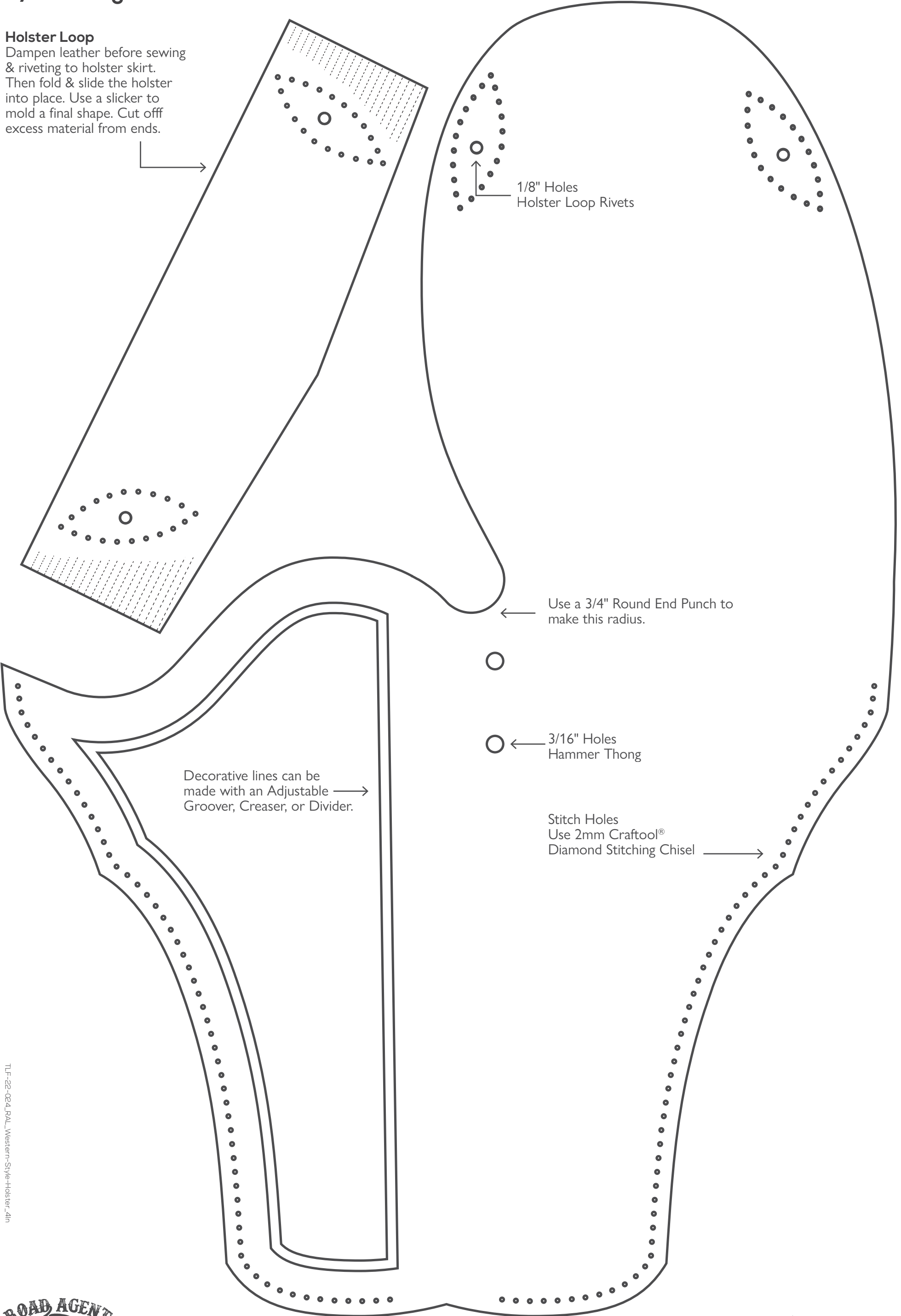


Colt Peacemaker 1873 & Clones 4-3/4 Inch Barrel by Road Agent Leather

Made with 9-10oz
Veg-Tan Leather

Holster Loop

Dampen leather before sewing & riveting to holster skirt. Then fold & slide the holster into place. Use a slicker to mold a final shape. Cut off excess material from ends.



1/8" Holes
Holster Loop Rivets

Use a 3/4" Round End Punch to make this radius.



3/16" Holes
Hammer Thong



Decorative lines can be made with an Adjustable Groover, Creaser, or Divider.

Stitch Holes
Use 2mm Craftool®
Diamond Stitching Chisel

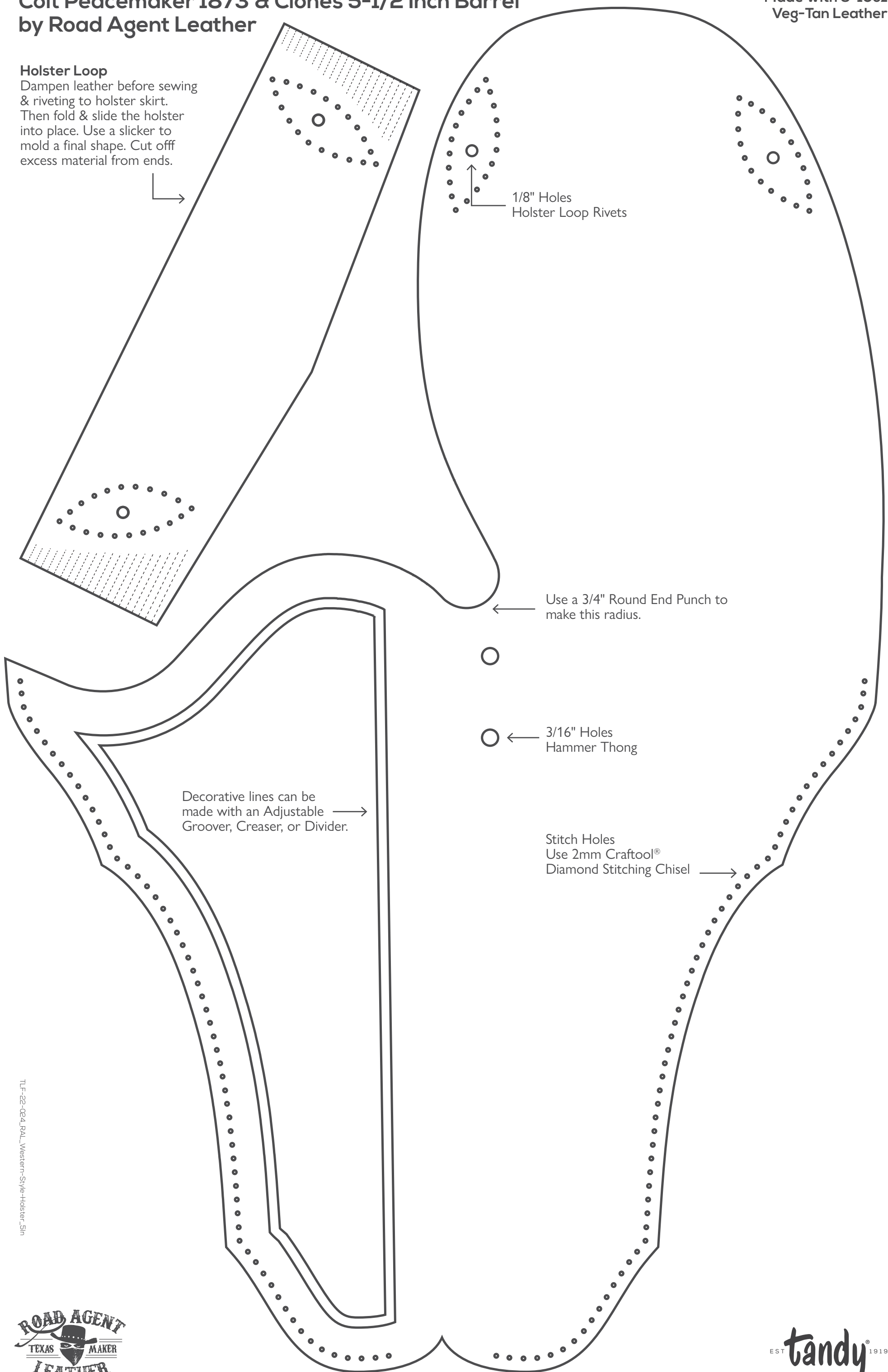
TLF-22-024_PAL_Western-Style-Holster_41in

Colt Peacemaker 1873 & Clones 5-1/2 Inch Barrel by Road Agent Leather

Made with 9-10oz
Veg-Tan Leather

Holster Loop

Dampen leather before sewing & riveting to holster skirt. Then fold & slide the holster into place. Use a slicker to mold a final shape. Cut off excess material from ends.



1/8" Holes
Holster Loop Rivets

Use a 3/4" Round End Punch to
make this radius.



3/16" Holes
Hammer Thong

Decorative lines can be
made with an Adjustable
Groover, Creaser, or Divider.

Stitch Holes
Use 2mm Craftool®
Diamond Stitching Chisel

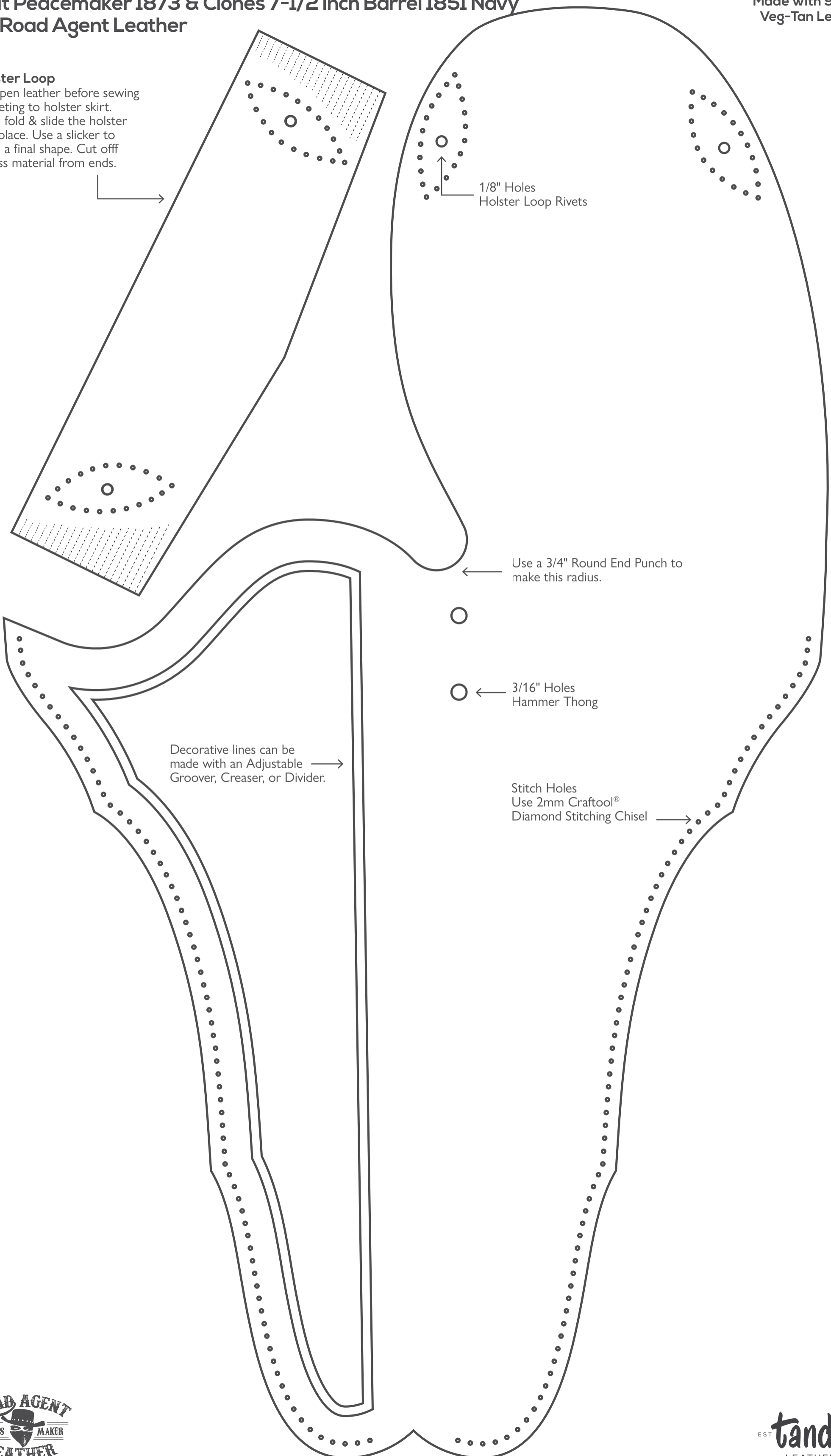
TLF-22-024_PAL_Western-Style-Holster_Sin

Colt Peacemaker 1873 & Clones 7-1/2 Inch Barrel 1851 Navy by Road Agent Leather

Made with 9-10oz
Veg-Tan Leather

Holster Loop

Dampen leather before sewing & riveting to holster skirt. Then fold & slide the holster into place. Use a slicker to mold a final shape. Cut off excess material from ends.



1/8" Holes
Holster Loop Rivets

Use a 3/4" Round End Punch to make this radius.

3/16" Holes
Hammer Thong

Stitch Holes
Use 2mm Craftool®
Diamond Stitching Chisel

Decorative lines can be made with an Adjustable Groover, Creaser, or Divider.

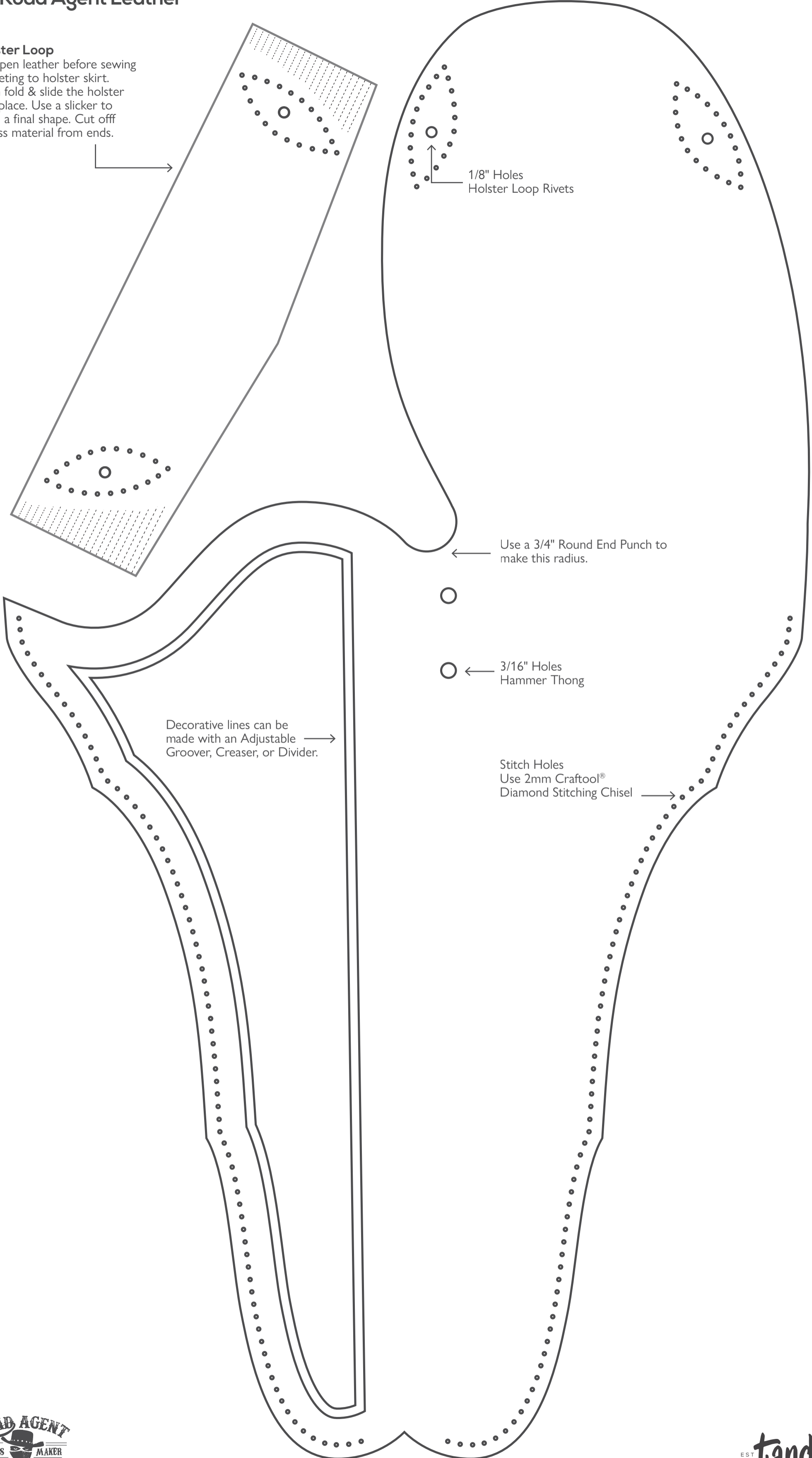
TLF-22-024.PAL_Western-Style-Holster_7In

Colt 1860 & Army 8 Inch Barrel by Road Agent Leather

Made with 9-10oz
Veg-Tan Leather

Holster Loop

Dampen leather before sewing
& riveting to holster skirt.
Then fold & slide the holster
into place. Use a slicker to
mold a final shape. Cut off
excess material from ends.



1/8" Holes
Holster Loop Rivets

Use a 3/4" Round End Punch to
make this radius.

3/16" Holes
Hammer Thong

Decorative lines can be
made with an Adjustable
Groover, Creaser, or Divider.

Stitch Holes
Use 2mm Craftool®
Diamond Stitching Chisel

TLF-22-024_PAL_Western-Style-Holster_Bin