

*Hedonist*



**VALENTINA**

# Contents

Your Hedonist journey begins today...

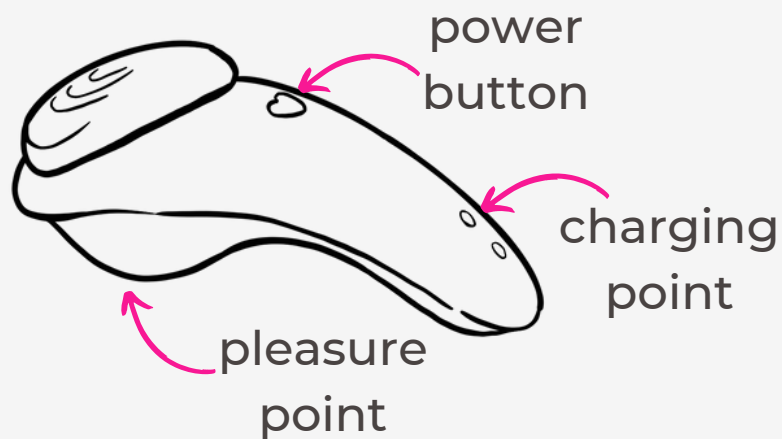
1. Getting started
2. Charging Guide
3. Using the Valentina
4. Cleaning, Storage & Safety.
5. Trouble Shooting
6. Warranty & Return
7. Product Specifications/Disclaimer

# Getting started

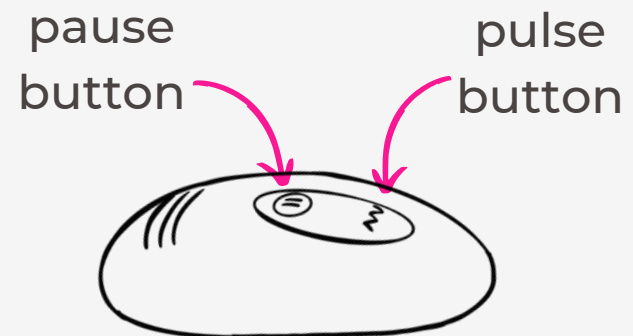
*Hedonist*

Congratulations on acquiring the Valentina. Before getting more closely acquainted with it, please take a moment to look through this product guide.

## Valentina Vibrator



## Bluetooth Wireless Remote



- Before first use, charge your Valentina for ~1.5 hours. For more details on charging, refer to [Charging Guide](#)
- Once charged, hold the 'Power' button for 3 seconds to activate
- Press the 'Power' button to switch between 9 vibration modes
- Press and hold the 'Power' button to turn off your Valentina

## Remote

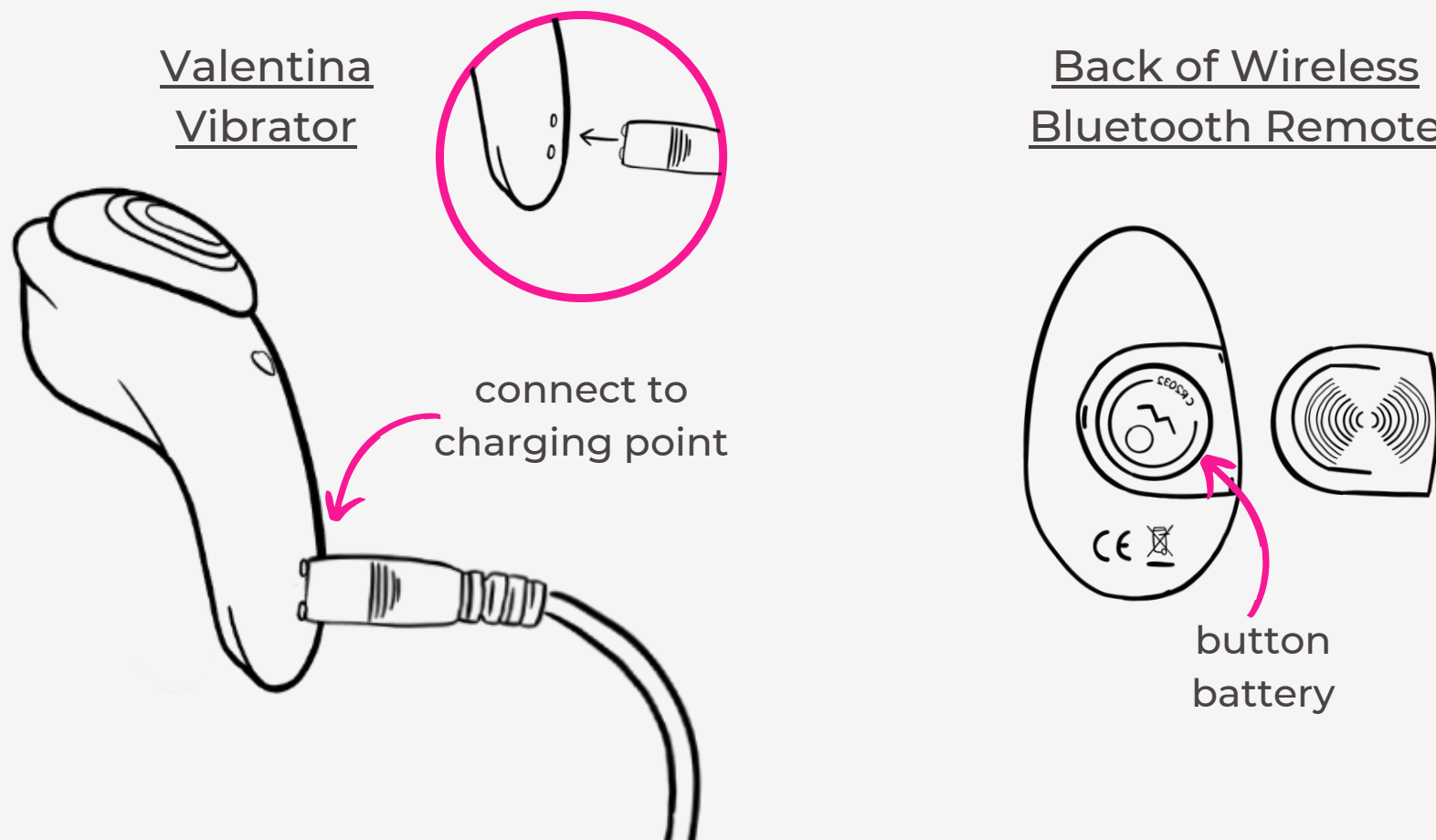
- Press the 'Pulse' button to connect the remote to your Valentina
- Press the 'Pulse' button to switch between 9 vibration modes
- Press the 'Pause' button to pause the vibrations (standby mode)

# Charging Guide

*Hedonist*

- Ensure that the charging port is dry before charging
- Connect the magnetic DC plug to the DC port at the base of Valentina
- Insert the USB port into a USB power adaptor of 5V or less
- The LED light on the interface of your Valentina will blink to indicate it is still charging
- When it is fully charged (after ~1.5 hours), the LED will emit a steady glow
- Please disconnect charger once fully charged
- Avoid charging your Valentina for a prolonged period of time

**Bluetooth Wireless Remote:** Place the 3v lithium button battery into the wireless remote to enjoy its features

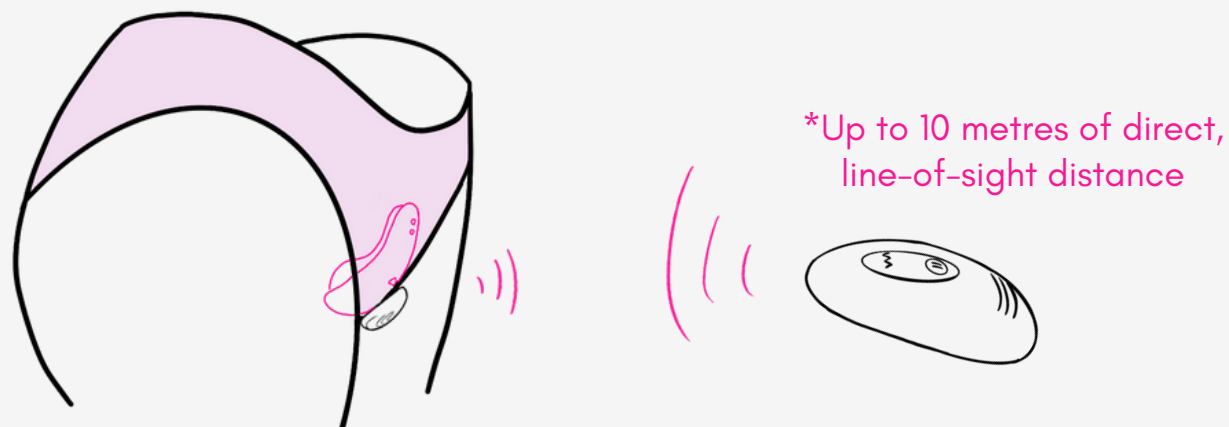


# Using the Valentina

*Hedonist*

Valentina has been specially designed for a discreet thrill in plain sight. Its slim and ergonomic design will follow your feminine form as it nestles right in your panty for sheer pleasure.

1. Place Valentina inside your panty and place the strong magnetic heart-shaped clip on the outside of your panty to hold it in place.



2. Once it is in place, turn on Valentina and slip on your underwear
3. Adjust the pressure as you deem fit
4. Experiment with the 9 different vibration modes by pressing the power button of Valentina or the pulse button of the remote
5. Go hands-free with the remote or pass it to your partner to add some fun inside or outside the bedroom
6. Have fun and take control of your pleasure journey

# Cleaning, Storage & Safety

*Hedonist*

Your Valentina will offer years of enjoyment with proper care and maintenance. Here are some tips to prolong the life span of your pleasure buddy:

1. Avoid using your Valentina with hand creams and silicone-based lubricants as it may harm the material of the silicone toy
2. Always clean your Valentina after every use with soap and water, then allow it to dry. Your Valentina is also IPX6 waterproof to make cleaning fuss-free and simple
3. Never use cleansers containing alcohol, petrol or acetone. And do not boil, microwave, or clean your Valentina in the dishwasher
4. Store your Valentina in your discreet Hedonist pouch to avoid dirt, lint and other harmful particles from accumulating
5. Avoid leaving your Valentina in direct sunlight and never expose it to extreme heat or cold



# Troubleshooting

## No LED light blink when charging?

- Battery may already be fully charged
- Battery may be drained and will take a few minutes to respond
- Charger may not be properly connected. Please check charging connections:
  - (i) Ensure USB connection is properly plugged to the main power socket;
  - (ii) Ensure that the magnetic charger is in full contact with the magnetic port of the toy

## Not activated when the “Power” button is pressed?

- Battery may be completely drained. Simply recharge your Valentina
- Your Valentina interface may be locked. Hold down the power button for at least 10 seconds.

If you experience any other problems with your Valentina or if you have any questions regarding its operation, please contact us via [hello@hedonisttribe.com](mailto:hello@hedonisttribe.com)

# Warranty & Return

*Hedonist*

All products come with a 180-Day Limited Warranty and 14-Day Return when purchased directly from [www.hedonisttribe.com](http://www.hedonisttribe.com).

## 180-DAY WARRANTY

Hedonist warrants this pleasure device for a period of 180 DAYS, from the date of original purchase, against defects due to faulty workmanship or materials. The warranty covers working parts that affect the function of the pleasure object. It does NOT cover any defects caused by fair wear and tear or damage caused by accident, misuse or neglect. Any attempt to open or take apart the pleasure object (or its accessories) will void the warranty. If you discover a defect and notify Hedonist during the warranty period, Hedonist will, at its discretion, replace the pleasure object free of charge. To submit a warranty claim on the product, please write into [hello@hedonisttribe.com](mailto:hello@hedonisttribe.com).

## 14-DAY RETURN

All products have undergone high standards of quality control in testing every single product before sale. Nonetheless, we accept all returns for a period of 14 DAYS, from the date of original purchase. To be eligible for the return, the product's hygiene seal must not be opened or tampered with and the product must be in its original packaging kit (including the pouch and black box).

For more details on the warranty & return process, please refer to our policy here: [www.hedonisttribe.com/pages/returns-and-warranty](http://www.hedonisttribe.com/pages/returns-and-warranty).



# Product Specifications

*Hedonist*

Materials = Body-safe Silicone + ABS

Weight = 55g (Valentina), 15g (Remote)

Size = 8.9cm x 4cm

Charging = ~1.5 hr at 5V, 1 - 2A

User Time = 1 hr

Interface = 1 button, 9 vibration modes (both the Valentina & Remote)

Waterproof = IPX6 (Not including remote)

Distance = up to 10 metres of direct, line-of-sight distance

## Disclaimer

Users of this product do so at their own risk. Neither Hedonist nor its retailers assume any responsibility or liability for the use of this product. Changes or Modifications not expressly approved by the manufacturer could void the user's authority to operate the equipment.

Model may be changed for improvements without notice.

© 2024 HEDONIST. ALL RIGHTS RESERVED.

CURATED BY HEDONIST SINGAPORE

MANUFACTURED FOR HEDONIST IN CHINA

WEBSITE: [WWW.HEDONISTTRIBE.COM](http://WWW.HEDONISTTRIBE.COM)

SUPPORT: [HELLO@HEDONISTTRIBE.COM](mailto:HELLO@HEDONISTTRIBE.COM)