

Hedonist



RAVEN

Contents

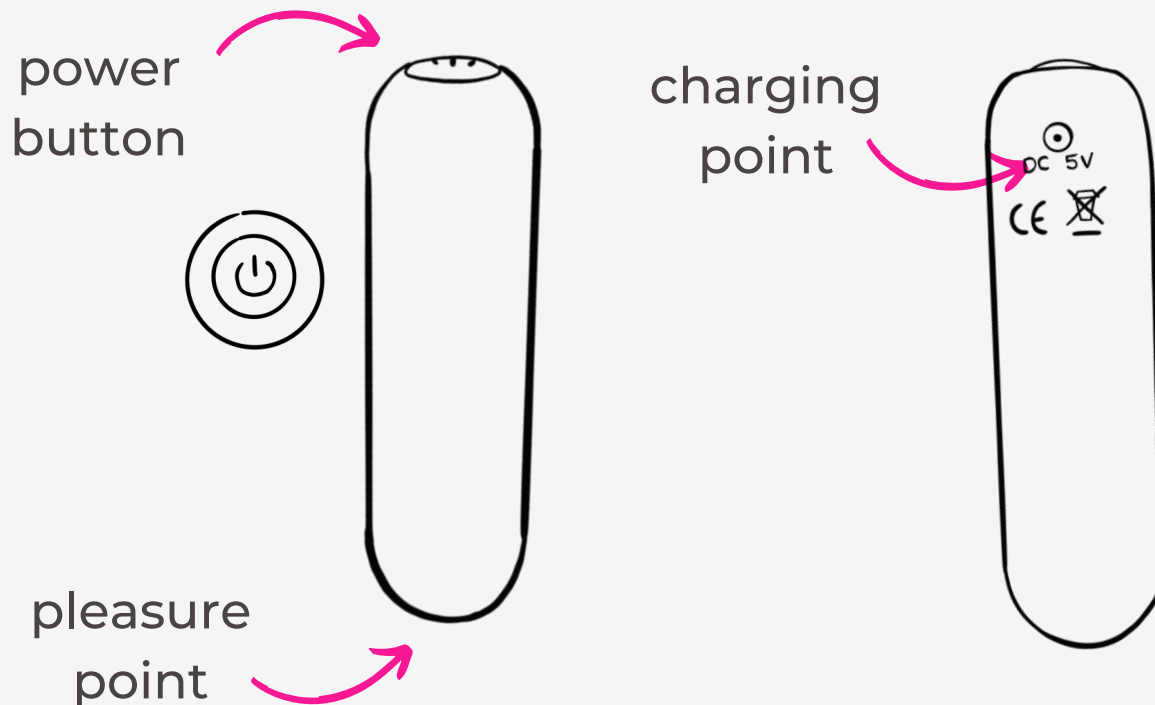
Your Hedonist journey begins today...

1. Getting started
2. Charging Guide
3. Using the Raven
4. Cleaning, Storage & Safety.
5. Trouble Shooting
6. Warranty & Return
7. Product Specifications/Disclaimer

Getting started

Hedonist

Congratulations on acquiring the Raven. Before getting more closely acquainted with it, please take a moment to look through this product guide.



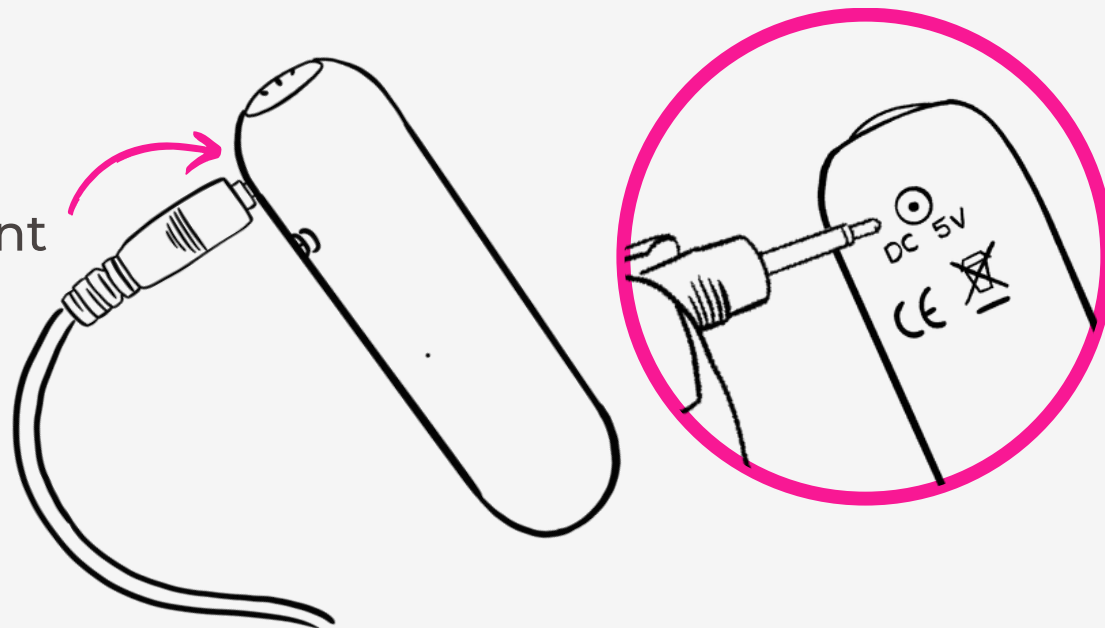
- Before first use, charge your Raven for ~1.5 hours. For more details on charging, refer to [Charging Guide](#)
- Once charged, hold the 'Power' button for 3 seconds to activate
- Press the power button to adjust between 10 vibration modes
- Press and hold the 'Power' button to turn off your Raven

Charging Guide

Hedonist

- Ensure that the charging port is dry before charging
- Connect the DC plug to the DC port at the base of your Raven
- Insert the USB port into a USB power adaptor of 5V or less
- The LED light on the interface of your Raven will blink to indicate it is charging
- When it is fully charged (after ~1.5 hours), the LED will emit a steady glow
- Please disconnect charger once fully charged
- Avoid charging your Raven for a prolonged period of time

Connect to
charging point




Using the Raven

Hedonist

This mini bullet is going to be your new best friend! Don't let its compact size fool you for a lipstick, its sleek design has the power to bring you from "ooooos" to "ahhhhs" with ease.

1. Hold your Raven by its base. Position it in your hands comfortably




2. Start by gently touching yourself and locating your clitoris
3. Turn on the Raven and run it along the labia, near your vaginal opening or the sides of your clitoris to stimulate it
4. Adjust the pressure as you deem fit
5. Experiment with the different vibration speeds and pulses by pressing the button
6. Have fun and take control of your pleasure journey

Safety Note: Only for external use, DO NOT insert into the vagina or anus

Cleaning, Storage & Safety

Your Raven will offer years of enjoyment with proper care and maintenance. Here are some tips to prolong the life span of your pleasure buddy:

1. Avoid using your Raven with hand creams and silicone-based lubricants as it may harm the texture of the silicone toy
2. Always clean your Raven after every use with soap and water, then allow it to dry. The Raven is also fully waterproof! This makes cleaning fuss-free and really simple
3. Never use cleansers containing alcohol, petrol or acetone. And do not boil, bake, microwave, or clean the Raven in the dishwasher
4. Store your Raven in your discreet Hedonist pouch to avoid the accumulation of dirt, lint and other harmful particles that may collect on the Raven's surface
5. Avoid leaving your Raven in direct sunlight and never expose it to extreme heat or cold



Troubleshooting

No LED light blink when charging?

- Battery may already be fully charged
- Battery may be drained and will take a few minutes to respond
- Charger may not be properly connected. Please check charging connections:
 - (i) Ensure USB connection is properly plugged to the main power socket;
 - (ii) Ensure the charging plug is fully inserted into The Raven's DC port

Not activated when the "Power" button is pressed?

- Battery may be completely drained. Simply recharge your Raven
- Your Raven's interface may be locked. Hold down the power button for at least 10 seconds.

If you experience any other problems with your Raven or if you have any questions regarding its operation, please contact us via hello@hedonisttribe.com.

Warranty & Return

Hedonist

All products come with a 180-Day Limited Warranty and 14-Day Return when purchased directly from www.hedonisttribe.com.

180-DAY WARRANTY

Hedonist warrants this pleasure device for a period of 180 DAYS, from the date of original purchase, against defects due to faulty workmanship or materials. The warranty covers working parts that affect the function of the pleasure object. It does NOT cover any defects caused by fair wear and tear or damage caused by accident, misuse or neglect. Any attempt to open or take apart the pleasure object (or its accessories) will void the warranty. If you discover a defect and notify Hedonist during the warranty period, Hedonist will, at its discretion, replace the pleasure object free of charge. To submit a warranty claim on the product, please write into hello@hedonisttribe.com.

14-DAY RETURN

All products have undergone high standards of quality control in testing every single product before sale. Nonetheless, we accept all returns for a period of 14 DAYS, from the date of original purchase. To be eligible for the return, the product's hygiene seal must not be opened or tampered with and the product must be in its original packaging kit (including the pouch and black box).

For more details on the warranty & return process, please refer to our policy here: www.hedonisttribe.com/pages/returns-and-warranty.

Product Specifications

Hedonist

Materials = Silica gel + ABS

Weight = 36g

Size = 75 * 20 MM

Charging = ~1 hr at 3.7V, 1 - 2A

User Time = ~ 50 mins

Interface = 1 button, 10 vibration modes

Waterproof = IPX6

Disclaimer

Disclaimer: Users of this product do so at their own risk. Neither Hedonist nor its retailers assume any responsibility or liability for the use of this product. Changes or Modifications not expressly approved by the manufacturer could void the user's authority to operate the equipment.

Model may be changed for improvements without notice.

© 2023 HEDONIST. ALL RIGHTS RESERVED.

CURATED BY HEDONIST SINGAPORE

MANUFACTURED FOR HEDONIST IN CHINA

WEBSITE: WWW.HEDONISTTRIBE.COM

SUPPORT: HELLO@HEDONISTTRIBE.COM